





**NASACOAT**<sup>®</sup>  
Nano-Science-Advanced-Coats  
Swiss Formula  Instant Solutions

# Products Catalog



**100% Acrylic High Resistance Protective Enamel - Water Based**

**Acrymalt** is a high-quality water based protective enamel for interiors and exteriors. It protects against UV and infrared rays, severe weathering and abrasive factors. It has a very high adhesion strength and very good abrasion resistance.

It is manufactured with our green nano-resin Nano Acryl HT, 100% acrylic, without nano-pollutants.

It has microbial protection in its film, is anti-fungal, anti-algae, repels dirt and is self-cleaning (Hydrophobic, Water Repellent, Lotus Effect).

**Acrymalt** is easily washable with common detergents, even in the presence of all types of greasy dirt or very penetrating liquids such as, for example, blood and all forms of iodine.

With proper maintenance, it can last for many years.

**Suggested Use:**

**Acrymalt** is used on interior and exterior buildings, kitchens, bathrooms, furniture, non-submerged parts of boats, ships, platforms, docks, metal structures, pipes, machinery, etc.

Ideal for metal surfaces, fiberglass, wood and any kind of construction materials.

**Physical Characteristics**

Max. Theoretical Yield:	10 m <sup>2</sup> x l
Real Yield:	3 – 5 m <sup>2</sup> x l, on porous materials 6 – 10 m <sup>2</sup> x l, on metals and non-porous materials
Density:	1.19 g/ml
Solids:	49.1%
Viscosity:	2,400 – 2,900 cps
VOC:	< 5g / l = 0 VOC
Adhesion Strength:	8.6 Mpa
Flexibility:	180°
Touch Drying Time:	1 hour at 25°C
Shelf Time:	3 years in intact original packaging at 25°C
Max. Storage Temperature:	30°C
Standard Colour:	White
Curing Time:	72 hours
Durability:	3 years



## 100% Acrylic High Resistance Protective Enamel - Water Based

### Surface Preparation:

Before application, the surface must be thoroughly cleaned, removing any incrustations, solid particles and all traces of grease and oil, using the most suitable tools for this purpose.

Finally, remove all dust residue by washing with our **NasaClean** detergent (or other detergents that do not generate foam) and rinsing thoroughly. Allow the surface to dry perfectly before starting the application.

If the surface is metallic and has not previously been painted with other coatings, apply a coat of **OxyBlock** primer and allow it to cure for 24 hours before applying **Acrymalt**.

For porous surfaces that have not previously been painted with other coatings, apply a coat of **Acrymalt** diluted with water at 50% before proceeding with the final application without dilution.

If the surface already has previous coatings, after mechanical cleaning and washing, sand with fine wet sandpaper (#200 - #280), rinse and allow to dry well before applying **Acrymalt**.

### Application:

**Acrymalt** is easily applied by brush, roller, air gun or airless pressure machine (nozzle: 0.018" – 0.025", pressure: 140 – 160 bar = 2,000 – 2,300 psi). It does not need dilution, it is ready to apply. Mix thoroughly before applying and periodically during application.

**Acrymalt** is normally applied in 2 coats of 40 µm thick dry each (approx. 100 µm wet).

On parts particularly subject to abrasive agents, apply one more coat. On porous materials such as wood, plaster, drywall or construction materials, due to their porosity, **Acrymalt** may need more coats of application.

**Acrymalt** can be applied on any type of paint without the need to remove it by sandblasting, provided that said paint is well adhered to the support.

**Acrymalt** does NOT emit odors, it can be applied in closed spaces without the need to evacuate the area.

Made in Mexico by:


Nasacoat de México SA de CV Calle Flor de Hortensia # 12 – El Zapote del Valle - 45672 Tlajomulco de Zúñiga, Jalisco - México

Tel.: +52 33 3696 10 51

email : team@nasacoat.com

www.nasacoat.com

www.biodelim.com



**100% Acrylic Water-Based Industrial Enamel Anti-Oxidation and Anti-Corrosion, for Metals**

**Acrymalt AOX** is a water based high-quality industrial protective enamel for new, rusted and/or corroded metal surfaces. It has a very high adhesion strength and a very high resistance to abrasion. Once applied and cured, it stops and prevents oxidation and corrosion processes in metals.

It is manufactured with our green nano-resin Nano Acryl EP, 100% acrylic, reinforced with U-Sil technology, without nano-contaminants.

**Acrymalt AOX** can be applied on all types of metals, obtaining a very pleasant final appearance. With proper use, without direct abrasions, it can last more than 5 years.

**Acrymalt AOX** does not emit odors, it can be applied indoors without the need to evacuate the area.

**Suggested Use:**

**Acrymalt AOX** is applied on metal surfaces inside and outside buildings, containers, metal structures, pipes, machinery and, on ships, vessels, platforms, docks, etc., as a final coating on non-submerged parts, as well as a primer and/or tie coat in marine antifouling coating systems for submerged parts.

**Physical Characteristics**

Max. Theoretical Yield:	10 m <sup>2</sup> x l
Real Yield:	5 – 8 m <sup>2</sup> x l
Density:	1.26 g/ml
Solids:	67%
Viscosity:	2,400 – 2,900 cps
VOC:	< 5g / l = 0 VOC
Adhesion Strength:	8.8 Mpa
Flexibility:	180°
Touch Drying Time:	1 hour at 25°C
Shelf Time:	3 years in intact original packaging at 25°C
Max. Storage Temperature:	30°C
Standard Colour:	White
Curing Time:	72 hours
Durability:	5 years

**Sustainable Materials for a Better and Healthier Future**





100% Acrylic Water-Based Industrial Enamel Anti-Oxidation and Anti-Corrosion, for Metals

## Surface Preparation:

Before application, the surface must be thoroughly cleaned, removing any incrustations, solid particles and all traces of grease and oil, using the most suitable tools for this purpose.

Finally, remove all dust residue by washing with our **NasaClean** detergent (or other detergents that do not generate foam) and rinsing thoroughly. Allow the surface to dry completely before starting the application.

If the surface already has previous coatings, in order for **Acrymalt AOx** to perform its functions as a rust and corrosion blocker, it is necessary to remove everything previously applied until the bare metal is left.

After mechanical cleaning and washing, sand with fine wet sandpaper (#200 - #280), rinse and allow to dry thoroughly before applying **Acrymalt AOx**.

## Application:

**Acrymalt AOx** is easily applied by brush, roller, air gun or airless pressure machine (nozzle: 0.018" – 0.025", pressure: 140 – 160 bar = 2,000 – 2,300 psi). It does not need dilution, it is ready to apply. Mix thoroughly before applying and periodically during application.

**Acrymalt AOx** is normally applied in 2 coats of 40 µm thickness dry each (approx. 100 µm wet).

On parts particularly subject to abrasive agents, apply one more coat.

In order for **Acrymalt AOx** to develop its properties as a rust and corrosion blocker, it must be applied on bare metal surfaces, without any other previous coatings.

**Acrymalt AOx** does NOT emit odours, it can be applied in closed spaces without the need to evacuate the area.

Made in Mexico by:


Nasacoat de México SA de CV Calle Flor de Hortensia # 12 – El Zapote del Valle - 45672 Tlajomulco de Zúñiga, Jalisco - México

Tel.: +52 33 3696 10 51

email : team@nasacoat.com

www.nasacoat.com

www.biodelim.com



**Anti-Oxidation and Anti-Corrosion Water-Based Enamel for Metals in Marine Environment**

**Acrymalt AOx (Navy)** is a high-quality industrial protective enamel for new, rusted and/or corroded metal surfaces, specifically formulated for the marine environment. It has a very high adhesion strength and very high abrasion resistance. Once applied and cured, it stops and prevents oxidation and corrosion processes in metals.

It is manufactured with our green nano-resin Nano Acryl EP, 100% acrylic, reinforced with U-Sil technology, without nano-contaminants.

**Acrymalt AOx (Navy)** can be applied on all types of metals, obtaining a very pleasant final appearance. With proper use, without direct abrasions, it can last more than 5 years.

**Acrymalt AOx (Navy)** does not emit odours, it can be applied indoors without the need to evacuate the area.

**Suggested Use:**

**Acrymalt AOx (Navy)** is applied on metal surfaces inside and outside buildings, containers, metal structures, pipes, machinery and, on ships, vessels, platforms, docks, etc., as a final coating on non-submerged parts, as well as a primer and/or tie coat in marine antifouling coating systems for submerged parts.

**Physical Characteristics**

Max. Theoretical Yield:	10 m <sup>2</sup> x l
Real Yield:	5 – 8 m <sup>2</sup> x l
Density:	1.22 g/ml
Solids:	49.4%
Viscosity:	2,400 – 2,900 cps
VOC:	< 5g / l = 0 VOC
Adhesion Strength:	8.8 Mpa
Flexibility:	180°
Touch Drying Time:	1 hour at 25°C
Shelf Time:	3 years in intact original packaging at 25°C
Max. Storage Temperature:	30°C
Standard Colour:	White
Curing Time:	72 hours
Durability:	5 years



Anti-Oxidation and Anti-Corrosion Water-Based Enamel for Metals in Marine Environment

## Surface Preparation:

Before application, the surface must be thoroughly cleaned, removing any incrustations, solid particles and all traces of grease and oil, using the most suitable tools for this purpose.

Finally, remove all dust residue by washing with our **NasaClean** detergent (or other detergents that do not generate foam) and rinsing thoroughly. Allow the surface to dry completely before starting the application.

If the surface already has previous coatings, in order for **Acrymalt AOx** (Navy) to perform its functions as a rust and corrosion blocker, it is necessary to remove everything previously applied until the bare metal is left.

After mechanical cleaning and washing, sand with fine wet sandpaper (#200 - #280), rinse and allow to dry thoroughly before applying **Acrymalt AOx** (Navy).

## Application:

**Acrymalt AOx** (Navy) is easily applied by brush, roller, air gun or airless pressure machine (nozzle: 0.018" – 0.025", pressure: 140 – 160 bar = 2,000 – 2,300 psi). It does not need dilution, it is ready to apply. Mix thoroughly before applying and periodically during application.

**Acrymalt AOx** (Navy) is normally applied in 2 coats of 40 µm thickness dry each (approx. 100 µm wet).

On parts particularly subject to abrasive agents, apply one more coat.

In order for **Acrymalt AOx** (Navy) to develop its properties as a rust and corrosion blocker, it must be applied on bare metal surfaces, without any other previous coatings.

**Acrymalt AOx** (Navy) does NOT emit odours, it can be applied in closed spaces without the need to evacuate the area.

Made in Mexico by:

Nasacoat de México SA de CV Calle Flor de Hortensia # 12 – El Zapote del Valle - 45672 Tlajomulco de Zúñiga, Jalisco - México

Tel.: +52 33 3696 10 51

email : team@nasacoat.com

www.nasacoat.com

www.biodelim.com



100% Reinforced Acrylic Industrial Enamel Anti-Oxidation and Anti-Corrosion, for Metals

**Acrymalt Aox Plus** is a high quality, water-based, protective industrial enamel for new, rusted and/or corroded metal surfaces. It has exceptional adhesion strength and excellent abrasion resistance. Once applied and cured, it stops and prevents oxidation and corrosion processes in metals.

It is manufactured with our green nano-resin Nano Acryl EP, 100% acrylic, reinforced with U-Sil technology, without nano-contaminants.

**Acrymalt AOX Plus** can be applied on all types of metals, obtaining a very pleasant final appearance. With proper use, without direct abrasions, it can last more than 8 years.

**Acrymalt AOX Plus** does not emit odors, it can be applied indoors without the need to evacuate the area.


**Suggested Use:**

**Acrymalt AOX Plus** is applied on metal surfaces inside and outside buildings, containers, non-submerged parts of ships, vessels, platforms, docks, metal structures, pipes, machinery, etc.

**Physical Characteristics**

Max. Theoretical Yield:	11 m <sup>2</sup> x l
Real Yield:	6 – 9 m <sup>2</sup> x l
Density:	1.22 g/ml
Solids:	49.4%
Viscosity:	2,400 – 2,900 cps
VOC:	< 5g / l = 0 VOC
Adhesion Strength:	9.3 Mpa
Flexibility:	180°
Touch Drying Time:	1 hour at 25°C
Shelf Time:	3 years in intact original packaging at 25°C
Max. Storage Temperature:	30°C
Standard Colour:	White
Curing Time:	72 hours
Durability:	8 years





100% Reinforced Acrylic Industrial Enamel Anti-Oxidation and Anti-Corrosion, for Metals

## Surface Preparation:

Before application, the surface must be thoroughly cleaned, removing any incrustations, solid particles and all traces of grease and oil, using the most suitable tools for this purpose.

Finally, remove all dust residue by washing with our **NasaClean** detergent (or other detergents that do not generate foam) and rinsing thoroughly. Allow the surface to dry completely before starting the application.

If the surface already has previous coatings, in order for **Acrymalt Aox Plus** to perform its functions as a rust and corrosion blocker, it is necessary to remove everything previously applied until the bare metal is left.

After mechanical cleaning and washing, sand with fine wet sandpaper (#200 - #280), rinse and allow to dry thoroughly before applying **Acrymalt AOX Plus**.

## Application:

**Acrymalt AOX Plus** is easily applied by brush, roller, air gun or airless pressure machine (nozzle: 0.018" – 0.025", pressure: 140 – 160 bar = 2,000 – 2,300 psi). It does not need dilution, it is ready to apply. Mix thoroughly before applying and periodically during application.

**Acrymalt AOX Plus** is normally applied in 2 coats of 40 µm thickness dry each (approx. 100 µm wet).

On parts particularly subject to abrasive agents, apply one more coat.

In order for **Acrymalt AOX Plus** to develop its properties as a rust and corrosion blocker, it must be applied on bare metal surfaces, without any other previous coatings.

**Acrymalt AOX Plus** does NOT emit odours, it can be applied in closed spaces without the need to evacuate the area.

Made in Mexico by:

Nasacoat de México SA de CV Calle Flor de Hortensia # 12 – El Zapote del Valle - 45672 Tlajomulco de Zúñiga, Jalisco - México


Tel.: +52 33 3696 10 51

email : team@nasacoat.com

www.nasacoat.com

www.biodelim.com





## Reinforced Anti-Oxidation and Anti-Corrosion Enamel for Metals in Marine Environment

**Acrymalt Aox Plus (Navy)** is a high quality, water-based, protective industrial enamel for new, rusted and/or corroded metal surfaces, specifically formulated for the marine environment. It has exceptional adhesion strength and excellent abrasion resistance. Once applied and cured, it stops and prevents oxidation and corrosion processes in metals.

It is manufactured with our green nano-resin Nano Acryl EP, 100% acrylic, reinforced with U-Sil technology, without nano-contaminants.

**Acrymalt AOX Plus (Navy)** can be applied on all types of metals, obtaining a very pleasant final appearance. With proper use, without direct abrasions, it can last more than 8 years.

**Acrymalt AOX Plus (Navy)** does not emit odors, it can be applied indoors without the need to evacuate the area.

### Suggested Use:

**Acrymalt AOX Plus (Navy)** is applied on metal surfaces inside and outside buildings, containers, non-submerged parts of ships, vessels, platforms, docks, metal structures, pipes, machinery, etc.

### Physical Characteristics

Max. Theoretical Yield:	11 m <sup>2</sup> x l
Real Yield:	6 – 9 m <sup>2</sup> x l
Density:	1.22 g/ml
Solids:	49.4%
Viscosity:	2,400 – 2,900 cps
VOC:	< 5g / l = 0 VOC
Adhesion Strength:	9.3 Mpa
Flexibility:	180°
Touch Drying Time:	1 hour at 25°C
Shelf Time:	3 years in intact original packaging at 25°C
Max. Storage Temperature:	30°C
Standard Colour:	White
Curing Time:	72 hours
Durability:	8 years



Reinforced Anti-Oxidation and Anti-Corrosion Enamel for Metals in Marine Environment

## Surface Preparation:

Before application, the surface must be thoroughly cleaned, removing any incrustations, solid particles and all traces of grease and oil, using the most suitable tools for this purpose.

Finally, remove all dust residue by washing with our **NasaClean** detergent (or other detergents that do not generate foam) and rinsing thoroughly. Allow the surface to dry completely before starting the application.

If the surface already has previous coatings, in order for **Acrymalt Aox Plus (Navy)** to perform its functions as a rust and corrosion blocker, it is necessary to remove everything previously applied until the bare metal is left.

After mechanical cleaning and washing, sand with fine wet sandpaper (#200 - #280), rinse and allow to dry thoroughly before applying **Acrymalt AOX Plus (Navy)**.

## Application:

**Acrymalt AOX Plus (Navy)** is easily applied by brush, roller, air gun or airless pressure machine (nozzle: 0.018" – 0.025", pressure: 140 – 160 bar = 2,000 – 2,300 psi). It does not need dilution, it is ready to apply. Mix thoroughly before applying and periodically during application.

**Acrymalt AOX Plus (Navy)** is normally applied in 2 coats of 40 µm thickness dry each (approx. 100 µm wet).

On parts particularly subject to abrasive agents, apply one more coat.

In order for **Acrymalt AOX Plus (Navy)** to develop its properties as a rust and corrosion blocker, it must be applied on bare metal surfaces, without any other previous coatings.

**Acrymalt AOX Plus (Navy)** does NOT emit odours, it can be applied in closed spaces without the need to evacuate the area.

Made in Mexico by:


Nasacoat de México SA de CV Calle Flor de Hortensia # 12 – El Zapote del Valle - 45672 Tlajomulco de Zúñiga, Jalisco - México

Tel.: +52 33 3696 10 51

email : team@nasacoat.com

www.nasacoat.com

www.biodelim.com



**Water-Based Protective Enamel, High Adhesion Strength and Abrasion Resistance**

**Acrymalt Ex** is a high-quality water-based protective enamel for surfaces exposed to contact with corrosive agents such as inorganic acids such as sulfuric, hydrochloric, nitric, phosphoric, hydrofluoric, aqua regia, etc. It has a very high adhesion strength.

It is manufactured with green nano-resin Nano Acryl EP, 100% reinforced acrylic, without contaminants. Our U-Sil technology guarantees excellent abrasion resistance.

It is a 100% water-based product and does NOT contain lead, heavy metals, or toxic components.

**Suggested Use:**

**Acrymalt Ex** is applied to the interior and exterior of buildings, containers, metal structures, machinery and objects in general exposed to abrasive and/or corrosive agents.


Ideal for metal surfaces, fiberglass, wood and construction materials.

**Physical Characteristics**

Max. Theoretical Yield:	10 m <sup>2</sup> x l
Real Yield:	3 – 5 m <sup>2</sup> x l, on wood and porous materials 6 – 10 m <sup>2</sup> x l, on fiberglass, metals and non-porous materials
Density:	1.2 g/ml
Solids:	49.3%
Viscosity:	2,400 – 2,900 cps
VOC:	< 5g / l = 0 VOC
Adhesion Strength:	8.75 Mpa
Flexibility:	180°
Touch Drying Time:	1 hour at 25°C
Shelf Time:	3 years in intact original packaging at 25°C
Max. Storage Temperature:	30°C
Standard Colour:	White
Curing Time:	72 hours
Durability:	3 years

**Sustainable Materials for a Better and Healthier Future**





Water-Based Protective Enamel, High Adhesion Strength and Abrasion Resistance

## Surface Preparation:

Before application, the surface must be thoroughly cleaned, removing any incrustations, solid particles and all traces of grease and oil, using the most suitable tools for this purpose.

Finally, remove all dust residue by washing with our **NasaClean** detergent (or other detergents that do not generate foam) and rinsing thoroughly. Allow the surface to dry perfectly before starting the application.

If the surface is metallic and has not previously been coated, apply a coat of **OxyBlock** primer and allow it to cure for 24 hours before applying **Acrymalt Ex**.

For porous surfaces that have not previously been coated, apply a coat of **Acrymalt Ex** diluted with water at 50% before proceeding with the final application without dilution.

If the surface already has previous coatings, after mechanical cleaning and washing, sand with fine wet sandpaper (#200 - #280), rinse and allow to dry well before applying **Acrymalt Ex**.

## Application:

**Acrymalt Ex** is easily applied by brush, roller, air gun or airless pressure machine (nozzle: 0.018" – 0.025", pressure: 140 – 160 bar = 2,000 – 2,300 psi). It does not need dilution, it is ready to apply. Mix thoroughly before applying and periodically during application.

**Acrymalt Ex** is normally applied in 2 coats of 40 µm thick dry each (approx. 100 µm wet).

On parts particularly subject to abrasive agents, apply one more coat. On porous materials such as wood, plaster, drywall or construction materials, due to their porosity, **Acrymalt Ex** may need more coats of application.

**Acrymalt Ex** can be applied on any type of paint without the need to remove it by sandblasting, provided that said paint is well adhered to the support.

**Acrymalt Ex** does NOT emit odours, it can be applied in closed places without the need to evacuate the area.

Made in Mexico by:


Nasacoat de México SA de CV Calle Flor de Hortensia # 12 – El Zapote del Valle - 45672 Tlajomulco de Zúñiga, Jalisco - México

Tel.: +52 33 3696 10 51

email : team@nasacoat.com

www.nasacoat.com

www.biodelim.com



**Water-Based Protective Enamel, High Adhesion Strength and Abrasion Resistance for the Marine Environment**

**Acrymalt Ex (Navy)** is a high-quality water-based protective enamel for surfaces exposed to contact with corrosive agents such as sea salinity and inorganic acids such as sulfuric, hydrochloric, nitric, phosphoric, hydrofluoric, aqua regia, etc.

It is manufactured with green nano-resin Nano Acryl EP, 100% reinforced acrylic, without contaminants. Our U-Sil technology guarantees excellent abrasion resistance.

It is a 100% water-based product and does NOT contain lead, heavy metals, or toxic components.

**Suggested Use:**

**Acrymalt Ex (Navy)** is applied to the interior and exterior of buildings, containers, non-submerged parts of ships, vessels, platforms, docks, metal structures, machinery and objects in general exposed to abrasive and/or corrosive agents.

Ideal for metal surfaces, fiberglass, wood and construction materials.

**Physical Characteristics**

Max. Theoretical Yield:	10 m <sup>2</sup> x l
Real Yield:	3 – 5 m <sup>2</sup> x l, on wood or porous materials 6 – 10 m <sup>2</sup> x l, on fiberglass, metals and non-porous materials
Density:	1.2 g/ml
Solids:	49.3%
Viscosity:	2,400 – 2,900 cps
VOC:	< 5g / l = 0 VOC
Adhesion Strength:	8.75 Mpa
Flexibility:	180°
Touch Drying Time:	1 hour at 25°C
Shelf Time:	3 years in intact original packaging at 25°C
Max. Storage Temperature:	30°C
Standard Colour:	White
Curing Time:	72 hours
Durability:	3 years





Water-Based Protective Enamel, High Adhesion Strength and Abrasion Resistance for the Marine Environment

## Surface Preparation:

Before application, the surface must be thoroughly cleaned, removing incrustations, solid particles and all traces of grease and oil, using the most suitable tools for this purpose.

Finally, remove all dust residue by washing with our **NasaClean** detergent (or other detergents that do not generate foam) and rinsing thoroughly. Allow the surface to dry perfectly before starting the application.

If the surface is metallic and has not previously applied products, apply a coat of **OxyBlock** primer and allow it to cure for 24 hours before applying **Acrymalt Ex** (Navy).

For porous surfaces that have not previously applied products, apply a coat of **Acrymalt Ex** (Navy) diluted with water at 50% before proceeding with the final application without dilution.

If the surface already has previous coatings, after mechanical cleaning and washing, sand with fine wet sandpaper (#200 - #280), rinse and allow to dry thoroughly before applying **Acrymalt Ex** (Navy).

## Application:

**Acrymalt Ex** (Navy) is easily applied by brush, roller, air gun or airless pressure machine (nozzle: 0.018" – 0.025", pressure: 140 – 160 bar = 2,000 – 2,300 psi). It does not need dilution, it is ready to apply. Mix thoroughly before applying and periodically during application.

**Acrymalt Ex** (Navy) is normally applied in 2 coats of 40 µm thickness dry each (approx. 100 µm wet).

On parts particularly subject to abrasive agents, apply one more coat. On porous materials such as wood, plaster, drywall or building materials, due to their porosity, **Acrymalt Ex** (Navy) may need more application coats.

**Acrymalt Ex** (Navy) can be applied over any type of paint without the need to remove it by sandblasting, provided that the paint is well adhered to the substrate.

**Acrymalt Ex** (Navy) does NOT emit odours, it can be applied in closed spaces without the need to evacuate the area.

Made in Mexico by:


Nasacoat de México SA de CV Calle Flor de Hortensia # 12 – El Zapote del Valle - 45672 Tlajomulco de Zúñiga, Jalisco - México

Tel.: +52 33 3696 10 51

email : team@nasacoat.com

www.nasacoat.com

www.biodelim.com



## Water-Based Protective Enamel, Transparent, UV Reflective for Glass

**Acrymalt Glass** is a high-quality water based protective enamel for glass, acrylic or transparent surfaces in general. It protects against UV rays, severe weather and abrasive factors. It has a very high adhesion strength and very good abrasion resistance.

It is manufactured with our green nano-resin Nano Acryl HT, 100% acrylic, without nano-pollutants.

It has microbial protection in its film, is Anti-fungal, Anti-algae, repels dirt and is self-cleaning (Hydrophobic, Water Repellent, Lotus Effect).

**Acrymalt Glass** is easily washable with common detergents, even in the presence of all types of greasy or very penetrating dirt.

With proper maintenance, it can last for many years.

### Suggested Use:

**Acrymalt Glass** is applied to transparent surfaces inside and outside buildings, kitchen windows, bathrooms, hallways, living rooms, museums, churches, art galleries, etc.

Ideal for glass, acrylic, fiberglass surfaces, where UV protection is required.

### Physical Characteristics

Max. Theoretical Yield:	11 m <sup>2</sup> x l
Real Yield:	8 – 10 m <sup>2</sup> x l,
Density:	1.03 g/ml
Solids:	36.1%
Viscosity:	2,200 – 2,700 cps
VOC:	< 5g / l = 0 VOC
Adhesion Strength:	8.0 Mpa
Flexibility:	180°
Touch Drying Time:	1 hour at 25°C
Shelf Time:	3 years in intact original packaging at 25°C
Max. Storage Temperature:	30°C
Standard Colour:	Transparent
Curing Time:	72 hours
Durability:	3 years

**Sustainable Materials for a Better and Healthier Future**



Water-Based Protective Enamel, Transparent, UV Reflective for Glass

### Surface Preparation:

Before application, the surface must be thoroughly cleaned, removing any incrustations, solid particles and any traces of grease and oil, using the most suitable tools for this purpose.

Finally, remove all dust residue by washing with our NasaClean detergent (or other detergents that do not generate foam) and rinsing thoroughly. Allow the surface to dry completely before starting the application.

If the surface already has previous coatings, they must be completely removed before applying **Acrymalt Glass**.

### Application:

**Acrymalt Glass** is easily applied by brush, roller, air gun or airless pressure machine (nozzle: 0.018" – 0.025", pressure: 140 – 160 bar = 2,000 – 2,300 psi).

It does not need dilution, it is ready to apply. Mix thoroughly before applying and periodically during application.

**Acrymalt Glass** is normally applied in 1 coat of 25 µm thickness dry each (approx. 60 µm wet).

On parts particularly subject to abrasive agents, apply one more coat.

**Acrymalt Glass** does NOT emit odours, it can be applied in closed spaces without the need to evacuate the area.

Made in Mexico by:


Nasacoat de México SA de CV Calle Flor de Hortensia # 12 – El Zapote del Valle - 45672 Tlajomulco de Zúñiga, Jalisco - México

Tel.: +52 33 3696 10 51

email : team@nasacoat.com

www.nasacoat.com

www.biodelim.com



**Water-Based Protective Enamel for Health Centers**

**Acrymalt Hospital** is a high-quality protective enamel for interiors and exteriors of healthcare facilities. It protects against UV and infrared rays, severe weather and abrasive factors. It has a very high adhesion strength and very good abrasion resistance.

It is manufactured with our green nano-resin Nano Acryl HT, 100% acrylic, without nano-pollutants.

It has microbial protection in its film, is anti-fungal, anti-algae, repels dirt and is self-cleaning (Hydrophobic, Water Repellent, Lotus Effect).

**Acrymalt Hospital** is easily washable with common detergents, even in the presence of all types of greasy dirt or very penetrating liquids such as blood and all forms of iodine.

With proper maintenance, it can last for many years.

**Suggested Use:**

**Acrymalt Hospital** is used in interiors and exteriors of buildings, kitchens, bathrooms, furniture, hallways, waiting rooms, emergency rooms, metal structures, pipes, machinery, etc.

Ideal for metal surfaces, fiberglass, wood and any construction material.

**Physical Characteristics**

Max. Theoretical Yield:	10 m <sup>2</sup> x l
Real Yield:	3 – 5 m <sup>2</sup> x l, on porous materials 6 – 10 m <sup>2</sup> x l, on non-porous materials and metals
Density:	1.19 g/ml
Solids:	59.1%
Viscosity:	2,400 – 2,900 cps
VOC:	< 5g / l = 0 VOC
Adhesion Strength:	8.6 Mpa
Flexibility:	180°
Touch Drying Time:	1 hour at 25°C
Shelf Time:	3 years in intact original packaging at 25°C
Max. Storage Temperature:	30°C
Standard Colour:	White
Curing Time:	72 hours
Durability:	3 years





## Water-Based Protective Enamel for Health Centers

### Surface Preparation:

Before application, the surface must be thoroughly cleaned, removing any incrustations, solid particles and all traces of grease and oil, using the most suitable tools for this purpose.

Finally, remove all dust residue by washing with our **NasaClean** detergent (or other detergents that do not generate foam) and rinsing thoroughly. Allow the surface to dry perfectly before starting the application.

If the surface is metallic and has not previously been coated, apply a coat of **OxyBlock** primer and allow it to cure for 24 hours before applying **Acrymalt Hospital**.

For porous surfaces that have not previously been coated, apply a coat of **Acrymalt Hospital** diluted with water at 50% before proceeding with the final application without dilution.

If the surface already has previous coatings, after mechanical cleaning and washing, sand with fine wet sandpaper (#200 - #280), rinse and allow to dry thoroughly before applying **Acrymalt Hospital**.

### Application:

**Acrymalt Hospital** is easily applied by brush, roller, air gun or airless pressure machine (nozzle: 0.018" – 0.025", pressure: 140 – 160 bar = 2,000 – 2,300 psi). It does not need dilution, it is ready to apply. Mix thoroughly before applying and periodically during application.

**Acrymalt Hospital** is normally applied in 2 coats of 40 µm thickness dry each (approx. 90 µm wet).

On parts particularly subject to abrasive agents, apply one more coat. On porous materials such as wood, plaster, drywall or construction materials, due to their porosity, **Acrymalt Hospital** may need more application coats.

**Acrymalt Hospital** can be applied on any type of paint without the need to remove it by sandblasting, provided that said paint is well adhered to the support.

**Acrymalt Hospital** does NOT emit odours, it can be applied in closed spaces without the need to evacuate the area.

Made in Mexico by:

Nasacoat de México SA de CV Calle Flor de Hortensia # 12 – El Zapote del Valle - 45672 Tlajomulco de Zúñiga, Jalisco - México


Tel.: +52 33 3696 10 51

email : team@nasacoat.com

www.nasacoat.com

www.biodelim.com





**100% Acrylic Protective Enamel for Marine Environment - Water Based**

**Acrymalt (Navy)** is a high quality enamel for interiors and exteriors, specifically formulated for the marine environment. It protects against UV and infrared rays, severe weathering and abrasive factors. It has a very high adhesion strength and very good abrasion resistance.

It is manufactured with our green nano-resin Nano Acryl HT, 100% acrylic, without nano-pollutants.

It has microbial protection in its film, is Anti-fungal, Anti-algae, repels dirt and is self-cleaning (Hydrophobic, Water Repellent, Lotus Effect).

**Acrymalt (Navy)** is easily washable with common detergents, even in the presence of all types of greasy dirt or very penetrating liquids such as, for example, blood and all forms of iodine.

With proper maintenance, it can last for many years.

**Suggested Use:**

**Acrymalt (Navy)** is used on interior and exterior buildings, kitchens, bathrooms, furniture, non-submerged parts of boats, ships, platforms, docks, metal structures, pipes, machinery, etc. Ideal for metal surfaces, fiberglass, wood and construction materials.

**Physical Characteristics**

Max. Theoretical Yield:	10 m <sup>2</sup> x l
Real Yield:	3 – 5 m <sup>2</sup> x l, on porous materials 6 – 10 m <sup>2</sup> x l, on non-porous materials and metals
Density:	1.19 g/ml
Solids:	49.1%
Viscosity:	2,400 – 2,900 cps
VOC:	< 5g / l = 0 VOC
Adhesion Strength:	8.6 Mpa
Flexibility:	180°
Touch Drying Time:	1 hour at 25°C
Shelf Time:	3 years in intact original packaging at 25°C
Max. Storage Temperature:	30°C
Standard Colour:	White
Curing Time:	72 hours
Durability:	3 years



100% Acrylic Protective Enamel for Marine Environment - Water Based

### Surface Preparation:

Before application, the surface must be thoroughly cleaned, removing any incrustations, solid particles and all traces of grease and oil, using the most suitable tools for this purpose.

Finally, remove all dust residue by washing with our **NasaClean** detergent (or other detergents that do not generate foam) and rinsing thoroughly. Allow the surface to dry perfectly before starting the application.

If the surface is metallic and has not previously been coated, apply a coat of **OxyBlock** primer and allow it to cure for 24 hours before applying **Acrymalt** (Navy).

For porous surfaces that have not previously been coated, apply a coat of **Acrymalt** (Navy) diluted with water at 50% before proceeding with the final application without dilution.

If the surface already has previous coatings, after mechanical cleaning and washing, sand with fine wet sandpaper (#200 - #280), rinse and allow to dry well before applying **Acrymalt** (Navy).

### Application:

**Acrymalt** (Navy) is easily applied by brush, roller, air gun or airless pressure machine (nozzle: 0.018" – 0.025", pressure: 140 – 160 bar = 2,000 – 2,300 psi). It does not need dilution, it is ready to apply. Mix thoroughly before applying and periodically during application.

**Acrymalt** (Navy) is normally applied in 2 coats of 40 µm thick dry each (approx. 100 µm wet).

On parts particularly subject to abrasive agents, apply one more coat. On porous materials such as wood, plaster, drywall or construction materials, due to their porosity, **Acrymalt** (Navy) may need more coats of application.

**Acrymalt** (Navy) can be applied on any type of paint without the need to remove it by sandblasting, provided that said paint is well adhered to the support.

**Acrymalt** (Navy) does NOT emit odours, it can be applied in closed spaces without the need to evacuate the area.

Made in Mexico by:

Nasacoat de México SA de CV Calle Flor de Hortensia # 12 – El Zapote del Valle - 45672 Tlajomulco de Zúñiga, Jalisco - México

Tel.: +52 33 3696 10 51

email : team@nasacoat.com

www.nasacoat.com

www.biodelim.com



### 100% Acrylic Water-Based Industrial Protective Enamel

**Acrymalt Plus** is a high quality industrial protective enamel for interiors and exteriors. It protects against UV and infrared rays, and severe weathering. It has a very high adhesion strength and very high abrasion resistance.

It is manufactured with our green nano-resin Nano Acryl EP, 100% acrylic, without nano-pollutants.

It has microbial protection in its film, is anti-fungal, anti-algae, repels dirt and is self-cleaning (Hydrophobic, Water Repellent, Lotus Effect).

By its hydrophobic nature, **Acrymalt Plus** is easily washable with common detergents, even in the presence of all types of greasy dirt or very penetrating liquids.

With proper maintenance, it can last for more than 5 years.

#### Suggested Use:

**Acrymalt Plus** is applied indoors and outdoors on surfaces that require special protection, with greater resistance to atmospheric agents and abrasive factors.

Ideal for metal surfaces, fiberglass, wood and construction materials.

#### Physical Characteristics

Max. Theoretical Yield:	11 m <sup>2</sup> x l
Real Yield:	3 – 5.5 m <sup>2</sup> x l, on porous materials 6 – 10 m <sup>2</sup> x l, on non-porous materials and metals
Density:	1.21 g/ml
Solids:	58.4%
Viscosity:	2,200 – 2,700 cps
VOC:	< 5g / l = 0 VOC
Adhesion Strength:	9.2 Mpa
Flexibility:	180°
Touch Drying Time:	1 hour at 25°C
Shelf Time:	3 years in intact original packaging at 25°C
Max. Storage Temperature:	30°C
Standard Colour:	White
Curing Time:	72 hours
Durability:	5 years

**Sustainable Materials for a Better and Healthier Future**





## 100% Acrylic Water-Based Industrial Protective Enamel

### Surface Preparation:

Before applying, the surface must be thoroughly cleaned, removing any incrustations, solid particles and any traces of grease and oil, using the most suitable tools for this purpose.

Finally, remove all traces of dust by washing with our **NasaClean** detergent (or other detergents that do not generate foam) and rinsing thoroughly. Allow the surface to dry completely before starting the application.

If the surface is metallic and has not been previously coated with products, apply a layer of **OxyBlock** primer and allow to cure for 24 hours before applying **Acrymalt Plus**.

For porous surfaces that have not been previously coated with products, apply a layer of **Acrymalt Plus** diluted with water at 50% before proceeding to the final application without diluting.

If the surface already has previous coatings, after mechanical cleaning and washing, sand with fine wet sandpaper (#200 - #280), rinse and allow to dry completely before applying **Acrymalt Plus**.

### Application:

**Acrymalt Plus** is easily applied by brush, roller, air gun or airless pressure machine (nozzle: 0.018" – 0.025", pressure: 140 – 160 bar = 2,000 – 2,300 psi). It does not need dilution, it is ready to apply. Mix thoroughly before applying and periodically during application.

**Acrymalt Plus** is normally applied in 2 coats of 40 µm thick dry each (approx. 100 µm wet).

On parts particularly subject to abrasive agents, apply one more coat. On porous materials such as wood, plaster, drywall or construction materials, due to their porosity, **Acrymalt Plus** may need more coats of application.

**Acrymalt Plus** can be applied on any type of paint without the need to remove it by sandblasting, provided that said paint is well adhered to the support.

**Acrymalt Plus** does NOT emit odours, it can be applied in closed spaces without having to evacuate the area.

Made in Mexico by:


Nasacoat de México SA de CV Calle Flor de Hortensia # 12 – El Zapote del Valle - 45672 Tlajomulco de Zúñiga, Jalisco - México

Tel.: +52 33 3696 10 51

email : team@nasacoat.com

www.nasacoat.com

www.biodelim.com



**100% Acrylic Water-Based Protective Industrial Enamel for the Marine Environment**

**Acrymalt Plus** (Navy) is a high quality industrial protective enamel for interiors and exteriors, specifically formulated for the marine environment. It protects against UV and infrared rays, and severe weathering. Its adhesion strength and abrasion resistance are very high.

It is manufactured with our green nano-resin Nano Acryl EP, 100% acrylic, without nano-pollutants.

It has microbial protection in its film, is anti-fungal, anti-algae, repels dirt and is self-cleaning (Hydrophobic, Water Repellent, Lotus Effect).

By its hydrophobic nature, **Acrymalt Plus** (Navy) is easily washable with common detergents, even in the presence of all types of greasy dirt or very penetrating liquids.

With proper maintenance, it can last for more than 5 years.

**Suggested Use:**

**Acrymalt Plus** (Navy) is applied indoors and outdoors on non-submerged surfaces, exposed to the marine environment that require special protection, more resistant to atmospheric agents and abrasive factors. It is ideal for metal, fiberglass or wood surfaces.

**Physical Characteristics**

Max. Theoretical Yield:	11 m <sup>2</sup> x l
Real Yield:	3 – 5.5 m <sup>2</sup> x l, on porous materials 6 – 10 m <sup>2</sup> x l, on non-porous materials and metals
Density:	1.21 g/ml
Solids:	58.4%
Viscosity:	2,200 – 2,700 cps
VOC:	< 5g / l = 0 VOC
Adhesion Strength:	9.2 Mpa
Flexibility:	180°
Touch Drying Time:	1 hour at 25°C
Shelf Time:	3 years in intact original packaging at 25°C
Max. Storage Temperature:	30°C
Standard Colour:	White
Curing Time:	72 hours
Durability:	5 years





100% Acrylic Water-Based Protective Industrial Enamel for the Marine Environment

## Surface Preparation:

Before application, the surface must be thoroughly cleaned, removing incrustations, solid particles and all traces of grease and oil, using the most suitable tools for this purpose.

Finally, remove all dust residue by washing with our **NasaClean** detergent (or other detergents that do not generate foam) and rinsing thoroughly. Allow the surface to dry perfectly before starting the application.

If the surface is metallic and has not previously applied products, apply a coat of **OxyBlock** primer and allow it to cure for 24 hours before applying **Acrymalt Plus** (Navy).

For porous surfaces that have not previously applied products, apply a coat of **Acrymalt Plus** (Navy) diluted with water at 50% before proceeding with the final application without dilution. If the surface already has previous coatings, after mechanical cleaning and washing, sand with fine wet sandpaper (#200 - #280), rinse and allow to dry thoroughly before applying **Acrymalt Plus** (Navy).

## Application:

**Acrymalt Plus** (Navy) is easily applied by brush, roller, air gun or airless pressure machine (nozzle: 0.018" – 0.025", pressure: 140 – 160 bar = 2,000 – 2,300 psi). It does not need dilution, it is ready to apply. Mix thoroughly before applying and periodically during application.

**Acrymalt Plus** (Navy) is normally applied in 2 coats of 40 µm thickness dry each (approx. 100 µm wet).

On parts particularly subject to abrasive agents, apply one more coat. On porous materials such as wood, plaster, drywall or building materials, due to their porosity, **Acrymalt Plus** (Navy) may need more application coats.

**Acrymalt Plus** (Navy) can be applied over any type of paint without the need to remove it by sandblasting, provided that the paint is well adhered to the substrate.

**Acrymalt Plus** (Navy) does NOT emit odours, it can be applied in closed spaces without the need to evacuate the area.

Made in Mexico by:

Nasacoat de México SA de CV Calle Flor de Hortensia # 12 – El Zapote del Valle - 45672 Tlajomulco de Zúñiga, Jalisco - México

Tel.: +52 33 3696 10 51

email : team@nasacoat.com

www.nasacoat.com

www.biodelim.com



**Semi-Transparent Water-Based Enamel for Glass for Image Projection**

**Acrymalt Reflex** is a high-quality protective enamel for glass, acrylic and transparent surfaces in general. It allows light to pass through during the day and becomes semi-opaque at night, allowing the projection of images onto the protected surface. It has a very high adhesion strength and very good resistance to abrasion.

It is manufactured with our green nano-resin Nano Acryl HT, 100% acrylic, without nano-pollutants. It repels dirt and is self-cleaning (Hydrophobic, Water Repellent, Lotus Effect).

**Acrymalt Reflex** is easily washable with common detergents, even in the presence of all types of greasy or very penetrating dirt.

With proper maintenance, it can last for many years.

**Suggested Use:**

**Acrymalt Reflex** is applied to transparent surfaces inside buildings, hallway windows, living rooms, meeting rooms, museums, churches, art galleries, etc.

Ideal for glass, acrylic, fiberglass surfaces, where image projection is required.

**Physical Characteristics**

Max. Theoretical Yield:	11 m <sup>2</sup> x l
Real Yield:	8 – 10 m <sup>2</sup> x l,
Density:	1.06 g/ml
Solids:	38.9%
Viscosity:	2,200 – 2,700 cps
VOC:	< 5g / l = 0 VOC
Adhesion Strength:	8.0 Mpa
Flexibility:	180°
Touch Drying Time:	1 hour at 25°C
Shelf Time:	3 years in intact original packaging at 25°C
Max. Storage Temperature:	30°C
Standard Colour:	Almost Transparent
Curing Time:	72 hours
Durability:	3 years



## Semi-Transparent Water-Based Enamel for Glass for Image Projection

### Surface Preparation:

Before application, the surface must be thoroughly cleaned, removing any incrustations, solid particles and any traces of grease and oil, using the most suitable tools for this purpose.

Finally, remove all dust residue by washing with our **NasaClean** detergent (or other detergents that do not generate foam) and rinsing thoroughly. Allow the surface to dry completely before starting the application.

If the surface already has previous coatings, they must be completely removed before applying **Acrymalt Reflex**.

### Application:

**Acrymalt Reflex** is easily applied by brush, roller, air gun or airless pressure machine (nozzle: 0.018" – 0.025", pressure: 140 – 160 bar = 2,000 – 2,300 psi).

It does not need dilution, it is ready to apply. Mix thoroughly before applying and periodically during application.

**Acrymalt Reflex** is normally applied in 1 coat of 25 µm thickness dry each (approx. 60 µm wet).

On parts particularly subject to abrasive agents, apply one more coat.

**Acrymalt Reflex** does NOT emit odours, it can be applied in closed spaces without the need to evacuate the area.

Made in Mexico by:

Nasacoat de México SA de CV Calle Flor de Hortensia # 12 – El Zapote del Valle - 45672 Tlajomulco de Zúñiga, Jalisco - México

Tel.: +52 33 3696 10 51

email : team@nasacoat.com

www.nasacoat.com

www.biodelim.com



**Water-Based Protective Enamel, Anti-Bacterial and Anti-Viral for Operating Rooms**

**Acrymalt Surgery** is a high-quality protective enamel, specially formulated for use in operating rooms, operating theatres and medical outpatient clinics. It has a very high adhesion strength and very good abrasion resistance.

It is manufactured with our green nano-resin Nano Acryl HT, 100% acrylic, without nano-pollutants.

It has microbial and anti-viral protection in its film, it is anti-fungal, anti-algae, repels dirt and is self-cleaning (Hydrophobic, Water Repellent, Lotus Effect).

**Acrymalt Surgery** is easily washable with common detergents, even in the presence of all types of greasy dirt or very penetrating liquids such as blood and all forms of iodine.

With proper maintenance, it can last for many years.

**Suggested Use:**

**Acrymalt Surgery** is applied in operating rooms, operating theatres, outpatient clinics for medical treatments.

**Physical Characteristics**

Max. Theoretical Yield:	10 m <sup>2</sup> x l
Real Yield:	3 – 5 m <sup>2</sup> x l on porous materials 6 – 10 m <sup>2</sup> x l, on non-porous materials and metals
Density:	1.19 g/ml
Solids:	59.1%
Viscosity:	2,400 – 2,900 cps
VOC:	< 5g / l = 0 VOC
Adhesion Strength:	8.6 Mpa
Flexibility:	180°
Touch Drying Time:	1 hora a 25°C
Shelf Time:	3 years in intact original packaging at 25°C
Max. Storage Temperature:	30°C
Standard Colour:	White
Curing Time:	72 hours
Durability:	3 years





## Water-Based Protective Enamel, Anti-Bacterial and Anti-Viral for Operating Rooms

### Surface Preparation:

Before application, the surface must be thoroughly cleaned, removing any incrustations, solid particles and all traces of grease and oil, using the most suitable tools for this purpose.

Finally, remove all dust residue by washing with our **NasaClean** detergent (or other detergents that do not generate foam) and rinsing thoroughly. Allow the surface to dry completely before starting the application.

If the surface is metallic and has not previously been coated, apply a coat of **OxyBlock** primer and allow it to cure for 24 hours before applying **Acrymalt Surgery**.

For porous surfaces that have not previously been coated, apply a coat of **Acrymalt Surgery** diluted with water at 50% before proceeding with the final application without dilution.

If the surface already has previous coatings, after mechanical cleaning and washing, sand with fine wet sandpaper (#200 - #280), rinse and allow to dry thoroughly before applying **Acrymalt Surgery**.

### Application:

**Acrymalt Surgery** is easily applied by brush, roller, air gun or airless pressure machine (nozzle: 0.018" – 0.025", pressure: 140 – 160 bar = 2,000 – 2,300 psi). It does not need dilution, it is ready to apply. Mix thoroughly before applying and periodically during application.

**Acrymalt Surgery** is normally applied in 2 coats of 40 µm thickness dry each (approx. 90 µm wet).

On parts particularly subject to abrasive agents, apply one more coat. On porous materials such as wood, plaster, drywall or construction materials, due to their porosity, **Acrymalt Surgery** may need more coats of application.

**Acrymalt Surgery** can be applied on any type of paint without the need to remove it by sandblasting, provided that said paint is well adhered to the support.

**Acrymalt Surgery** does NOT emit odours, it can be applied in closed places without the need to evacuate the area.

Made in Mexico by:

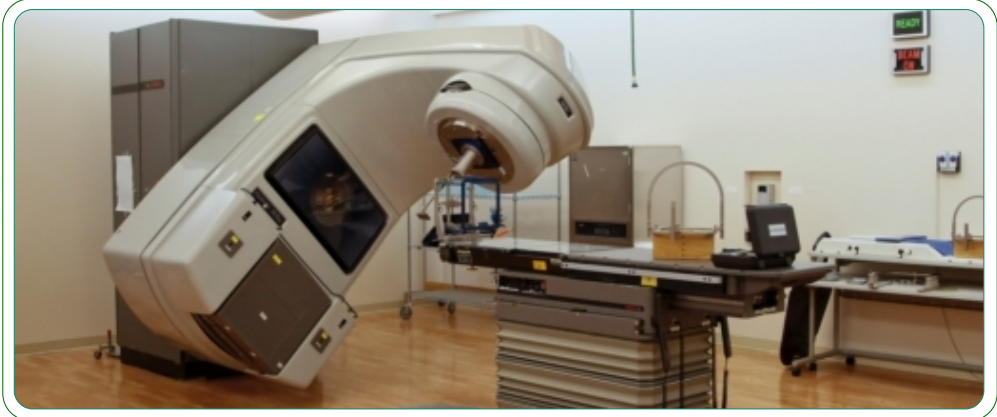
Nasacoat de México SA de CV Calle Flor de Hortensia # 12 – El Zapote del Valle - 45672 Tlajomulco de Zúñiga, Jalisco - México

Tel.: +52 33 3696 10 51

email : team@nasacoat.com

www.nasacoat.com

www.biodelim.com



## Water-Based Protective Enamel, Anti-Bacterial and Anti-Viral, Opaque to Radiation

**Acrymalt X-Rays** is a high quality protective enamel, specially formulated for application in X-ray rooms, CT scans, etc. It has a very high adhesion strength and very good abrasion resistance.

It is manufactured with our green nano-resin Nano Acryl HT, 100% acrylic, without nano-pollutants.

It has microbial and anti-viral protection in its film, it is anti-fungal, anti-algae, repels dirt and is self-cleaning (Hydrophobic, Water Repellent, Lotus Effect).

**Acrymalt X-Rays** is easily washable with common detergents, even in the presence of all types of greasy dirt or very penetrating liquids such as blood and all forms of iodine.

With proper maintenance, it can last for many years.

### Suggested Use:

**AcrymaltX-Rays** is used in radiological examination rooms in healthcare facilities

### Physical Characteristics

Max. Theoretical Yield:	8 m <sup>2</sup> x l
Real Yield:	3 – 5 m <sup>2</sup> x l, on porous-materials 6 – 8 m <sup>2</sup> x l, on non-porous materials
Density:	1.19 g/ml
Solids:	73.4%
Viscosity:	2,400 – 2,900 cps
VOC:	< 5g / l = 0 VOC
Adhesion Strength:	8.6 Mpa
Flexibility:	180°
Touch Drying Time:	1 hour at 25°C
Shelf Time:	3 years in intact original packaging at 25°C
Max. Storage Temperature:	30°C
Standard Colour:	White
Curing Time:	72 hours
Durability:	3 years



Water-Based Protective Enamel, Anti-Bacterial and Anti-Viral, Opaque to Radiation

## Surface Preparation:

Before application, the surface must be thoroughly cleaned, removing any incrustations, solid particles and all traces of grease and oil, using the most suitable tools for this purpose.

Finally, remove all dust residue by washing with our **NasaClean** detergent (or other detergents that do not generate foam) and rinsing thoroughly. Allow the surface to dry completely before starting the application.

If the surface is metallic and has not previously been coated, apply a coat of **OxyBlock** primer and allow it to cure for 24 hours before applying **Acrymalt X-Rays**.

For porous surfaces that have not previously been coated, apply a coat of **Acrymalt X-Rays** diluted with water at 50% before proceeding with the final application without dilution.

If the surface already has previous coatings, after mechanical cleaning and washing, sand with fine wet sandpaper (#200 - #280), rinse and allow to dry thoroughly before applying **Acrymalt X-Rays**.

## Application:

**Acrymalt X-Rays** is easily applied by brush, roller, air gun or airless pressure machine (nozzle: 0.018" – 0.025", pressure: 140 – 160 bar = 2,000 – 2,300 psi). It does not need dilution, it is ready to apply. Mix thoroughly before applying and periodically during application.

**Acrymalt X-Rays** is normally applied in 2 coats of 40 µm thickness dry each (approx. 60 µm wet).

On parts particularly subject to abrasive agents, apply one more coat. On porous materials such as wood, plaster, drywall or building materials, due to their porosity, **Acrymalt X-Rays** may need more coats of application.

**Acrymalt X-Rays** can be applied on any type of paint without the need to remove it by sandblasting, provided that the paint is well adhered to the substrate.

**Acrymalt X-Rays** does NOT emit odors, it can be applied in closed spaces without the need to evacuate the area.

Made in Mexico by:

Nasacoat de México SA de CV Calle Flor de Hortensia # 12 – El Zapote del Valle - 45672 Tlajomulco de Zúñiga, Jalisco - México

Tel.: +52 33 3696 10 51

email : team@nasacoat.com

www.nasacoat.com

www.biodelim.com





## Acrylic Paste for Plastering and Filling Holes, Joints and Cracks

**AcryPlaster** is an acrylic paste for plastering walls indoors and outdoors, giving the wall a pleasant decorative texture. It also repairs holes, cracks and joints.

It protects against UV and infrared rays and fills holes, cracks and joints.

It is made with our green nano-resin Nano Acryl GP, 100% acrylic, without nano-pollutants.

It does not emit odors, it can be applied indoors without the need to evacuate the area.

**AcryPlaster** can be applied on almost all types of materials, obtaining a very pleasant final appearance. With proper maintenance, it can last for more than 5 years.

Thanks to its hydrophobic nature, **AcryPlaster** does not allow the penetration of water or moisture into the construction materials. However, the AcryPlaster layer allows the substrate to breathe.

It is an excellent Vapor Diffusion Retardant, ideal for interiors in cold regions and for exteriors in warm regions.

### Suggested Use:


**AcryPlaster** is applied to walls and ceilings inside and outside buildings.

Ideal for stone construction materials, plaster, drywall, etc.

### Physical Characteristics

Max. Theoretical Yield:	1.2 m <sup>2</sup> x l
Real Yield:	0.5 – 1.0 m <sup>2</sup> x l
Density:	1.65 g/ml
Solids:	62.2%
Viscosity:	2,400 – 2,900 cps
VOC:	< 5g / l = 0 VOC
Adhesion Strength:	4.0 Mpa
Flexibility:	180°
Touch Drying Time:	2 hours at 25°C
Shelf Time:	1 year in intact packaging at 25°C
Max. Storage Temperature:	30°C
Standard Colour:	White
Curing Time:	36 hours
Durability:	5 years





## Acrylic Paste for Plastering and Filling Holes, Joints and Cracks

### Surface Preparation:

Before application, the surface must be thoroughly cleaned, removing incrustations, solid particles and all traces of grease and oil, using the most suitable tools for this purpose.

Finally, remove all dust residue by washing with our **NasaClean** detergent (or other detergents that do not generate foam) and rinsing thoroughly. Allow the surface to dry perfectly before starting the application.

If the surface already has previous coatings, after mechanical cleaning and washing, sand with fine wet sandpaper (#200 - #280), rinse and allow to dry well before applying **AcryPlaster**.

**AcryPlaster** can be treated to provide different types of aesthetic textures to the surface where it is applied.

### Application:

**AcryPlaster** is easily applied by brush, roller, spatula or airless pressure machine (nozzle: 0.06" – 0.08", pressure: 140 – 160 bar = 2,000 – 2,300 psi). It does not need dilution, it is ready to apply. Mix thoroughly before applying and periodically during application.

**AcryPlaster** is normally applied in 1 coat of 1 mm thickness dry each (approx. 1.5 mm wet).

On parts particularly subject to abrasive agents, apply one more coat. On very porous materials, **AcryPlaster** may need more application coats.

**AcryPlaster** does NOT emit odours, it can be applied in closed spaces without having to evacuate the area.

Made in Mexico by:

Nasacoat de México SA de CV Calle Flor de Hortensia # 12 – El Zapote del Valle - 45672 Tlajomulco de Zúñiga, Jalisco - México

Tel.: +52 33 3696 10 51

email : team@nasacoat.com

www.nasacoat.com

www.biodelim.com



## Waterproofing and Insulating Membrane Based on 100% Acrylic Nano-Polymer

Special for Tropical Marine Environments with High Humidity Percentage

**AcryWrap** is a water-based coating to protect and insulate construction materials and cement or plaster panels from moisture and atmospheric agents.

It is manufactured with our 100% acrylic nano-resin Nano-Acryl GP, without contaminating nano-particles.

**AcryWrap** is presented in liquid form. Once dry, it forms a continuous membrane, without overlaps and without joints.

Thanks to the hydrophobic nature of our polymer, the material does not allow the penetration of water or moisture into the surfaces of construction materials, but it does allow transpiration.

It is an excellent vapor diffusion retarder and therefore favors an optimal humidity balance in cold or hot climates.

**AcryWrap** is an insulator based on acrylic nano-polymers, designed to increase durability in the construction site.

It forms a continuous protective membrane that protects walls from water and air infiltration, preventing costly energy loss.

It reduces air currents and the possibility of water infiltration that can lead to mold formation.

**AcryWrap** is also enhanced with anti-fungal and anti-mold substances.

**AcryWrap**, due to its chemical composition, unlike other systems, does not have a time limit for being exposed to UV rays, making the management of the work easier.

In addition, if the base is properly treated, it can be used as a final decorative layer, without the need to paint it, simply by adding another layer.

The standard color is whitish but, if it is intended to be used as a final coating, it can be requested in other colors.

**AcryWrap** can be placed on the surface of any mortar, tile or paint.

**AcryWrap** can be applied on almost all types of materials, as it has exceptional adhesion strength.

### Suggested Use:

To protect and insulate the internal and external parts of structures, walls and roofs of buildings.

### Physical Characteristics

Yield:	2.4 – 2.7 m <sup>2</sup> x l	Sólids:	52%
Nano Acryl GP Content:	51%	Viscosity:	4.200 – 5.200 cps
Elongation Capacity:	550%	VOC:	< 5g / l = 0 VOC
Adhesion Strength:	> 5.6 Mpa	Flexibility:	180°
Density:	1.29 g/ml	Permeability:	5 Perm
Touch Drying Time:	1 hour at 25°C	Standard Colour:	Blancuzco
Total Drying Time:	2 hours	Max. Storage Temperature:	30°C
Curing Time:	36 hours	Durability:	10 años

Shelf Time: 3 years in intact original packaging at 25°C



Waterproofing and Insulating Membrane Based on 100% Acrylic Nano-Polymer

## Preparación de la Superficie:

Before application, the surface must be thoroughly cleaned, removing any incrustations, solid particles and all traces of grease and oil, using the most suitable tools for this purpose.

Finally, remove all dust residue by washing with our **NasaClean** detergent (or other detergents that do not generate foam) and rinsing thoroughly. Allow the surface to dry perfectly before starting the application.

If the surface is metallic and has not previously applied products, apply a coat of **OxyBlock** primer and allow it to cure for 24 hours before applying **AcryWrap**.

For porous surfaces that have not previously applied products, apply a coat of **AcryWrap** diluted with water at 50% before proceeding with the final application without dilution.

If the surface already has previous coatings, after mechanical cleaning and washing, sand with fine wet sandpaper (#200 - #280), rinse and allow to dry well before applying **AcryWrap**.

## Aplicación:

**AcryWrap** is easily applied by brush, roller, air gun or airless pressure machine (nozzle: 0.018" – 0.025", pressure: 140 – 160 bar = 2,000 – 2,300 psi). It does not need dilution, it is ready to apply. Mix thoroughly before applying and periodically during application.

**AcryWrap** is normally applied in 2 coats of 40 µm thick dry each (approx. 100 µm wet).

On parts subject to abrasive agents, apply one more coat. On porous materials such as wood, plaster, drywall or construction materials, due to their porosity, **AcryWrap** may need more coats of application.

**AcryWrap** can be applied over any type of paint without the need to remove it through sandblasting, provided that said paint is well adhered to the support.

**AcryWrap** does NOT emit odors, it can be applied in closed spaces without the need to evacuate the area.

Distribuidor Exclusivo en México :

Nasacoat de México SA de CV Calle Flor de hortensia 12 – El Zapote del Valle - 45672 Tlajomulco de Zúñiga, Jalisco - México

Tel.: +52 33 3696 10 51

email : team@nasacoat.com

www.nasacoat.com

www.biodelim.com





Real Solution to Eliminate Saltpeter

**Anti-Niter** is a special disinfectant that eliminates microorganisms that produce saltpeter. It is an innovative, easy-to-apply product based on our Swiss Formula.

**Anti-Niter** is 100% water-based, ecological, non-toxic, biodegradable, does not emit odors and its effects and results are immediate.

Its function is to eliminate, and then protect against microorganisms that produce saltpeter in the presence of humidity.

These microorganisms are present in soil, sand, bricks, cement and similar stone materials used in construction.

The use of **Anti-Niter** diluted in all the water used in the construction process and in the plastering before painting on the walls, floors, etc. of a building prevents the formation of saltpeter and its consequences.

**Physical Characteristics**

Suggested dilution (*)	1 L. in 250 L. of water	Maximum Storage Time	12 meses
Colour	Yellowish Transparent	Maximum Storage Temperature	35°
Viscosidad	50 - 200 cps	Durability of its effects (**)	hasta 5 años
pH	8.5 - 9.0	Available in containers of:	1, 4, 19 y 200 Litres

(\*) Dilution ratios may vary depending on the geographic area where the material to be treated is from. For more information, contact your local distributor.

(\*\*) The durability of its effects refers to its application in buildings already constructed and depends on the depth to which it can penetrate into the pores of the treated material. If applied correctly during the construction of the building, there will be no manifestations of saltpeter.





## Real Solution to Eliminate Saltpeter

### Surface Preparation:

Surface preparation is only necessary if **Anti-Niter** is to be applied to existing buildings.

Before application, the surface must be thoroughly cleaned, removing any incrustations, solid particles and any traces of coatings that may prevent Anti-Niter from penetrating into the pores of the material.

If there is any greasy or soapy dirt, wash the area thoroughly with the same undiluted **Anti-Niter** and, finally, rinse the affected area thoroughly.

**DO NOT** use any other detergent or degreaser: doing so will completely inhibit the functionality of **Anti-Niter** as a saltpeter remover. Allow the surface to dry thoroughly before beginning the application.

### Application:

Application of **Anti-Niter** during the construction of the building:

Dilute the **Anti-Niter** in water according to the indicated proportions.

Use the water thus prepared for all construction operations: for mixing the concrete, for preparing the plaster, for wetting the bricks before laying them, for any other construction operation that requires water.

Application of **Anti-Niter** to parts already built:

Dilute the **Anti-Niter** in water according to the indicated proportions.

If the surface to be treated is coated, the coating must be completely removed. If it is a wall or ceiling with plaster, it must be completely removed until the bare material is reached.

Apply to the surface to be treated with a sponge or using a spray container. Allow to dry and repeat the operation as many times as necessary, to ensure that the **Anti-Niter** penetrates as deeply as possible into the material.

Once the application is finished, allow to dry completely before reapplying the paint. If you have to replace the plaster, prepare it with water treated with **Anti-Niter**.

Made in Mexico by:

Nasacoat de México SA de CV Calle Flor de Hortensia # 12 – El Zapote del Valle - 45672 Tlajomulco de Zúñiga, Jalisco - México

Tel.: +52 33 3696 10 51

email : team@nasacoat.com

www.nasacoat.com

www.biodelim.com



**High Quality Sandable Colored Acrylic Primer Lacquer for Wood, Water Based**

**Aqualack Color** is a high-quality, 100% water-based, sandable, colored acrylic primer for wood. It gives color to the wood and completely covers its original appearance.

It is made with our green nano-resin Nano Acryl WP, 100% acrylic, without nano-pollutants.

It does not emit odors, it can be applied indoors without the need to evacuate the area.

It has microbial protection in its film, it is anti-fungal and anti-algae.

**AquaLack Color** can be applied to all types of wood and is sandable, to obtain a perfectly smooth surface prepared to receive the final **AquaLack Finish** lacquer.

**Aqualack Color** is NOT a finishing lacquer, so, after its application, the surface must be finished with the application of the final **AquaLack Finish** lacquer.

**Suggested Use:**

**AquaLack Color** is applied to wood surfaces to prepare them for receiving the final **AquaLack Finish** lacquer.

**Physical Characteristics**

Max. Theoretical Yield:	6 m <sup>2</sup> x l
Real Yield:	3 – 4 m <sup>2</sup> x l, on porous wood 4 – 5.5 m <sup>2</sup> x l, on non-porous wood
Density:	1.12 – 1.15 g/ml
Solids:	53.7%
Viscosity:	2,400 – 2,900 cps
VOC:	< 5g / l = 0 VOC
Adhesion Strength:	8.6 Mpa
Flexibility:	180°
Touch Drying Time:	20 min. at 25°C, in a ventilated place
Shelf Time:	1 year in intact original packaging at 25°C
Max. Storage Temperature:	30°C
Standard Colour:	White
Curing Time:	72 hours
Durability:	3 years



## High Quality Sandable Colored Acrylic Primer Lacquer for Wood, Water Based

### Surface Preparation:

Before application, the wood must be thoroughly cleaned by brushing and sanding it and, if it is not new wood, removing incrustations and loose solid particles using the most suitable tools for this purpose.

If there is grease and/or oil, wash with our **NasaClean** detergent (or other detergents that do not generate foam) and rinse thoroughly. Then, let the surface dry perfectly.

If there is a possibility that the wood has woodworms or termites, fumigate it thoroughly before proceeding.

Finally, remove all dust residues using a damp cloth.

For porous woods that have not previously been coated, apply a coat of **AquaLack Color** diluted with water at 50% before proceeding with the final application without dilution.

If the surface already has previous coatings, after mechanical cleaning and washing, sand with fine wet sandpaper (#200 - #280), rinse and let dry well before applying **AquaLack Color**.

### Application:

**AquaLack Color** is easily applied by brush, roller, air gun or airless pressure machine (nozzle: 0.018" – 0.025", pressure: 140 – 160 bar = 2,000 – 2,300 psi). It does not need dilution, it is ready to apply. Mix thoroughly before applying and periodically during application.

**AquaLack Color** is normally applied in 1 coat of 80 µm thick dry each (approx. 150 µm wet).

Once the applied layer has dried, sand with fine wet sandpaper #280 - #320 until a perfectly smooth surface is obtained.

**AquaLack Color** can be applied on wood that has had another lacquer applied previously without the need to remove it, provided that said lacquer is well adhered to the wood.

**AquaLack Color** does NOT emit odours, it can be applied in closed places without the need to evacuate the area.

Made in Mexico by:

Nasacoat de México SA de CV Calle Flor de Hortensia # 12 – El Zapote del Valle - 45672 Tlajomulco de Zúñiga, Jalisco - México

Tel.: +52 33 3696 10 51

email : team@nasacoat.com

www.nasacoat.com

www.biodelim.com





**High Quality Acrylic Lacquer for Wood, 100% Water Based**

**Aqualack Finish** is a high-quality, 100% water-based acrylic lacquer for wood. It gives wood a very pleasant appearance, whether glossy or matte.

It is made with our green nano-resin Nano Acryl WP, 100% acrylic, without nano-pollutants.

It does not emit odors, it can be applied indoors without the need to evacuate the area.

It has microbial protection in its film, it is anti-fungal and anti-algae.

**AquaLack Finish** can be applied to all types of wood and is washable with common household detergents.

**Aqualack Finish** is a finishing lacquer, it does not require sanding after application.

**Suggested Use:**

**AquaLack Finish** is applied to wood surfaces already prepared with primer lacquers. It is ideal for indoor and outdoor furniture, providing a fine and elegant final appearance and protecting against dirt and environmental pollution.

**Physical Characteristics**

Max. Theoretical Yield:	6 m <sup>2</sup> x l
Real Yield:	4 – 5.5 m <sup>2</sup> x l
Density:	1.03 – 1.06 g/ml
Solids:	51.1%
Viscosity:	2,400 – 2,900 cps
VOC:	< 5g / l = 0 VOC
Adhesion Strength:	8.6 Mpa
Flexibility:	180°
Touch Drying Time:	20 min. at 25°C in a ventilated place
Shelf Time:	1 year in intact original packaging at 25°C
Max. Storage Temperature:	30°C
Standard Colour:	Transparent
Curing Time:	72 hours
Durability:	3 years





## High Quality Acrylic Lacquer for Wood, 100% Water Based

### Surface Preparation:

Before applying **AquaLack Finish**, the wood is prepared by applying a primer, either **AquaLack Sanding** (transparent) or **AquaLack Color** (colored and covering).

Once the primer is applied, sand with wet sandpaper #280 - #320 until a perfectly smooth surface is obtained, without rough spots.

Finally, remove all dust residue using a damp cloth and allow the surface to dry perfectly.

### Application:

**AquaLack Finish** is easily applied by brush, roller, air gun or airless pressure machine (nozzle: 0.018" – 0.025", pressure: 140 – 160 bar = 2,000 – 2,300 psi). It does not need dilution, it is ready to apply. Mix thoroughly before applying and periodically during application.

**AquaLack Finish** is normally applied in 2 or 3 coats of 30 µm dry thickness each (approx. 60 µm wet).

To obtain an aesthetically perfect application, with a "piano" effect, apply 5 to 6 coats.

Between each coat, allow the applied coat to dry to the touch.

**AquaLack Finish** can be applied on wood that has had another lacquer applied previously without the need to remove it, provided that the lacquer is well adhered to the wood.

**AquaLack Finish** does NOT emit odours, it can be applied in closed spaces without the need to evacuate the area.

Made in Mexico by:


Nasacoat de México SA de CV Calle Flor de Hortensia # 12 – El Zapote del Valle - 45672 Tlajomulco de Zúñiga, Jalisco - México

Tel.: +52 33 3696 10 51

email : team@nasacoat.com

www.nasacoat.com

www.biodelim.com



## High Quality Sandable Clear Acrylic Primer Lacquer for Wood, Water Based

**AquaLack Sanding** is a high quality, 100% water-based, clear, sandable acrylic primer for wood. Once applied, it leaves the wood with its original appearance. It can be lightly coloured without covering the original appearance and grain of the wood.

It is made with our green Nano Acryl WP nano-resin, 100% acrylic, without nano-pollutants.

It does not emit odours, it can be applied indoors without the need to evacuate the area.

It has microbial protection in its film, it is Anti-fungal and Anti-algae.

**AquaLack Sanding** can be applied to all types of wood and is sandable, to obtain a perfectly smooth surface prepared to receive the **AquaLack Finish** final lacquer.

**AquaLack Sanding** is NOT a topcoat, so after its application, the surface must be finished with the application of the **AquaLack Finish** final lacquer.

### Suggested Use:

**AquaLack Sanding** is applied to wood surfaces to prepare them for receiving the final **AquaLack Finish** lacquer.

### Physical Characteristics

Max. Theoretical Yield:	6 m <sup>2</sup> x l
Real Yield:	3 – 4 m <sup>2</sup> x l, on porous wood 4 – 5.5 m <sup>2</sup> x l, on non-porous wood
Density:	1.10 – 1.13 g/ml
Solids:	53.8%
Viscosity:	2,400 – 2,900 cps
VOC:	< 5g / l = 0 VOC
Adhesion Strength:	8.6 Mpa
Flexibility:	180°
Touch Drying Time:	20 min. at 25°C in a ventilated place
Shelf Time:	1 year in intact original packaging at 25°C
Max. Storage Temperature:	30°C
Standard Colour:	Transparent
Curing Time:	72 hours
Durability:	3 years

Sustainable Materials for a Better and Healthier Future



## High Quality Sandable Clear Acrylic Primer Lacquer for Wood, Water Based

### Surface Preparation:

Before application, the wood must be thoroughly cleaned by brushing and sanding it and, if it is not new wood, removing incrustations and loose solid particles using the most suitable tools for this purpose.

If there is grease and/or oil, wash with our **NasaClean** detergent (or other detergents that do not generate foam) and rinse thoroughly. Then, let the surface dry perfectly.

If there is a possibility that the wood has woodworms or termites, fumigate it thoroughly before proceeding.

Finally, remove all dust residues using a damp cloth.

For porous woods that have not previously been coated, apply a coat of **AquaLack Sanding** diluted with water at 50% before proceeding with the final application without dilution.

If the surface already has previous coatings, after mechanical cleaning and washing, sand with fine wet sandpaper (#200 - #280), rinse and let dry well before applying **AquaLack Sanding**.

### Application:

**AquaLack Sanding** is easily applied by brush, roller, air gun or airless pressure machine (nozzle: 0.018" – 0.025", pressure: 140 – 160 bar = 2,000 – 2,300 psi). It does not need dilution, it is ready to apply. Mix thoroughly before applying and periodically during application.

**AquaLack Sanding** is normally applied in 1 coat of 80 µm dry thickness each (approx. 150 µm wet).

Once the applied coat has dried, sand with fine wet sandpaper #280 - #320 until a perfectly smooth surface is obtained.

**AquaLack Sanding** can be applied on wood that has another clear lacquer applied previously without the need to remove it, provided that said lacquer is well adhered to the wood.

**AquaLack Sanding** does NOT emit odours, it can be applied in closed spaces without the need to evacuate the area.

Made in Mexico by:

Nasacoat de México SA de CV Calle Flor de Hortensia # 12 – El Zapote del Valle - 45672 Tlajomulco de Zúñiga, Jalisco - México

Tel.: +52 33 3696 10 51

email : team@nasacoat.com

www.nasacoat.com

www.biodelim.com



## Acrylic Protector for Clay and Adobe Surfaces and Objects

**Clay Finish** is a high quality acrylic protective coating for interior and exterior use for clay and adobe surfaces and objects. It is waterproof and protects against UV and infrared rays, and severe weathering. It has very high adhesion strength and abrasion resistance.

It is made with our green nano-resin Nano Acryl EP, 100% acrylic, without nano-pollutants.

It has anti-fungal and anti-algae protection, repels dirt and is self-cleaning (Hydrophobic, Water Repellent, Lotus Effect).

Due to its hydrophobic nature, **Clay Finish** is easily washable with common detergents, even in the presence of all types of greasy dirt or very penetrating liquids.

With proper maintenance, it can last for more than 3 years.

### Suggested Use:

**Clay Finish** is applied indoors and outdoors on clay or adobe surfaces and objects.

### Physical Characteristics

Max. Theoretical Yield:	11 m <sup>2</sup> x l
Real Yield:	3 – 5.5 m <sup>2</sup> x l, on porous materials 6 – 9 m <sup>2</sup> x l, on non-porous materials
Density:	1.03 g/ml
Solids:	54.1%
Viscosity:	3,500 – 4,200 cps
VOC:	< 5g / l = 0 VOC
Adhesion Strength:	8.0 Mpa
Flexibility:	180°
Touch Drying Time:	20 min. at 25°C
Shelf Time:	3 years in intact original packaging at 25°C
Max. Storage Temperature:	30°C
Standard Colour:	Semi-Glossy Transparent
Curing Time:	36 hours
Durability:	3 years





## Protector Acrílico para Superficies y Objetos de Barro o Adobe

### Surface Preparation:

Before application, the surface must be thoroughly cleaned, removing any incrustations, solid particles and any traces of grease and oil, using the most suitable tools for this purpose.

Finally, remove all dust residue by washing with our **NasaClean** detergent (or with detergents that do not generate foam) and rinsing thoroughly. Allow the surface to dry completely before beginning the application.

If it is applied to protect new clay objects, after leaving the oven, wait for it to cool completely before applying **Clay Finish**.

If the surface already has previous coatings, after mechanical cleaning and washing, sand with fine wet sandpaper (#200 - #280), rinse and allow to dry well before applying **Clay Finish**.

### Application:

**Clay Finish** is easily applied by brush, roller, air gun or airless pressure machine (nozzle: 0.018" – 0.025", pressure: 140 – 160 bar = 2,000 – 2,300 psi). It does not need thinning, it is ready to apply. Mix thoroughly before applying and periodically during application.

**Clay Finish** is normally applied in 1 coat of 25 µm thickness dry each (approx. 50 µm wet).

On parts particularly subject to abrasive agents, apply one more coat. On very porous materials, **Clay Finish** may need more coats of application.

**Clay Finish** does NOT emit odors, it can be applied in closed spaces without having to evacuate the area..

Made in Mexico by:

Nasacoat de México SA de CV Calle Flor de Hortensia # 12 – El Zapote del Valle - 45672 Tlajomulco de Zúñiga, Jalisco - México

Tel.: +52 33 3696 10 51

email : team@nasacoat.com

www.nasacoat.com

www.biodelim.com



**Antifouling Protector for the Submerged Part of Boats and Ships, 100% Water Based**

**Dolphin Skin** is a high-quality antifouling protective coating for the submerged part of ships, boats, vessels, platforms, docks, buoys, etc.

It is manufactured with green Nano Acryl EP nano-resin, 100% acrylic, without contaminants, free of TBT.

Our U-Sil technology guarantees high resistance to abrasion and constant repellency to the adhesion of mollusks and algae, with considerable fuel savings.

It is a 100% water-based product and does NOT contain lead, tin, other heavy metals, or toxic components.

**Dolphin Skin** does NOT emit harmful biocides into the marine environment. Its composition repels mollusks and algae, and prevents their adhesion to the protected surface. Over time, a slight discoloration may appear, natural for this type of product, without affecting its protective characteristics.

**Suggested Use:**

Protection of the submerged part of platforms, docks and boats operating at low speed.  
 Ideal for metal, fiberglass and wood surfaces.

**Physical Characteristics**

Max. Theoretical Yield:	10 m <sup>2</sup> x l
Real Yield:	3 – 5 m <sup>2</sup> x l, on wood and porous materials 6 – 8 m <sup>2</sup> x l, on non-porous materials
Density:	1.2 g/ml
Solids:	48.5%
Viscosity:	2.200 – 3,500 cps
VOC:	< 5g / l = 0 VOC
Adhesion Strength:	7.8 Mpa
Flexibility:	180°
Touch Drying Time:	3 hours at 25°C
Shelf Time:	1 año in intact original packaging at 25°C
Max. Storage Temperature:	30°C
Standard Colour:	Copper Brown
Curing Time:	72 hours

Durability: 3 years on submerged fixed parts and surfaces, 1 year on moving part (propellers, etc.)



Antifouling Protector for the Submerged Part of Boats and Ships, 100% Water Based

### Surface Preparation:

Before application, the surface must be thoroughly cleaned, removing any incrustations, solid particles and all traces of grease and oil, using the most suitable tools for this purpose.

Finally, remove all dust residue by washing with our **NasaClean** detergent and rinse thoroughly. Allow the surface to dry perfectly before starting the application.

If the surface is metallic and has not previously applied products, after cleaning, apply two coats of **Acrymalt AOX** primer-bond and allow to cure for 24 hours.

Finally, apply two coats of **Dolphin Skin**.

For wooden surfaces that have not previously applied products, apply one coat of **Dolphin Skin** diluted 50% before proceeding with the final application of two undiluted coats.

If the surface already has previous coatings, after mechanical cleaning and washing, sand with fine wet sandpaper (#200 - #280), rinse and allow to dry well, apply a coat of bonding agent (**Acrymalt Ex**) and then two coats of **Dolphin Skin**.

### Application:

**Dolphin Skin** is easily applied by brush, roller, air gun or airless pressure machine (nozzle: 0.018" – 0.025", pressure: 140 – 160 bar = 2,000 – 2,300 psi). It does not need thinning, it is ready to apply. Mix thoroughly before applying and periodically during application.

**Dolphin Skin** is normally applied in 2 coats, each 150 µm thick when dry (approximately 310 µm when wet). If the boat travels faster than 45 km/h (25 knots), apply a third coat.

On moving parts such as propellers or rudders, apply one more coat. On wooden surfaces, due to their porosity, **Dolphin Skin** may need more coats of application.

**Dolphin Skin** can be applied over any type of paint without the need to remove it by sandblasting, provided that said paint is well adhered to the support.

**Dolphin Skin** does NOT emit odours, it can be applied in closed places without having to evacuate the area..

Made in Mexico by:

Nasacoat de México SA de CV Calle Flor de Hortensia # 12 – El Zapote del Valle - 45672 Tlajomulco de Zúñiga, Jalisco - México

Tel.: +52 33 3696 10 51

email : team@nasacoat.com

www.nasacoat.com

www.biodelim.com



**Antifouling Protector for the Submerged Part of Boats and Ships, 100% Water Based**

**DS1 Marine** is a high-quality antifouling protective coating for the submerged part of ships, boats, vessels, platforms, docks, buoys, etc.

It is manufactured with green Nano Acryl EP nano-resin, 100% acrylic, without contaminants, free of TBT.

Our U-Sil technology guarantees high resistance to abrasion and constant repellency to the adhesion of mollusks and algae, with considerable fuel savings.

It is a 100% water-based product and does NOT contain lead, tin, other heavy metals, or toxic components.

**DS1 Marine** does NOT emit harmful biocides into the marine environment. Its composition repels mollusks and algae, and prevents their adhesion to the protected surface. Over time, a slight discoloration may appear, natural for this type of product, without affecting its protective characteristics.

**Suggested Use:**

Protection of the submerged part of platforms, docks and boats operating at low speed.

Ideal for metal, fiberglass and wood surfaces.

**Physical Characteristics**

Max. Theoretical Yield:	10 m <sup>2</sup> x l
Real Yield:	3 – 5 m <sup>2</sup> x l, on porous materials 6 – 8 m <sup>2</sup> x l, on non-porous materials
Density:	1.2 g/ml
Solids:	48.5%
Viscosity:	2.200 – 3,500 cps
VOC:	< 5g / l = 0 VOC
Adhesion Strength:	7.8 Mpa
Touch Drying Time:	3 hours at 25°C
Shelf Time:	3 years in intact original packaging at 25°C
Max. Storage Temperature:	30°C
Standard Colour:	Copper Brown
Curing Time:	72 hours
Durability:	3 years on submerged fixed parts and surfaces 1 year on moving part (propellers, etc.)

**Sustainable Materials for a Better and Healthier Future**





Antifouling Protector for the Submerged Part of Boats and Ships, 100% Water Based

### Surface Preparation:

Before application, the surface must be thoroughly cleaned, removing any incrustations, solid particles and all traces of grease and oil, using the most suitable tools for this purpose.

Finally, remove all dust residue by washing with our **NasaClean** detergent and rinse thoroughly. Allow the surface to dry perfectly before starting the application.

If the surface is metallic and has not previously been applied with any products, after cleaning, apply two coats of **Acrymalt AOX** primer-bond and allow to cure for 24 hours.

Finally, apply two coats of **DS1 Marine**.

For wooden surfaces that have not previously been applied with any products, apply one coat of DS1 Marine diluted 50% before proceeding with the final application of two undiluted coats.

If the surface already has previous coatings, after mechanical cleaning and washing, sand with fine wet sandpaper (#200 - #280), rinse and allow to dry well, apply a coat of bonding agent (**Acrymalt Ex**) and then two coats of **DS1 Marine**.

### Application:

**DS1 Marine** is easily applied by brush, roller, air gun or airless pressure machine (nozzle: 0.018" – 0.025", pressure: 140 – 160 bar = 2,000 – 2,300 psi). It does not need thinning, it is ready to apply. Mix thoroughly before applying and periodically during application.

It is normally applied in 2 coats, each 150 µm thick when dry (approximately 310 µm when wet). If the boat travels faster than 45 km/h (25 knots), apply a third coat or use **DS1 Marine Plus** instead.

On moving parts such as propellers or rudders, apply one more coat. On wooden surfaces, due to their porosity, **DS1 Marine** may need more application coats.

**DS1 Marine** can be applied over any type of paint without the need to remove it by sandblasting, provided that the paint is well adhered to the support.

**DS1 Marine** does NOT emit odours, it can be applied in closed spaces without the need to evacuate the area.

Made in Mexico by:

Nasacoat de México SA de CV Calle Flor de Hortensia # 12 – El Zapote del Valle - 45672 Tlajomulco de Zúñiga, Jalisco - México

Tel.: +52 33 3696 10 51

email : team@nasacoat.com

www.nasacoat.com

www.biodelim.com



**Antifouling Protector for the Submerged Part of Boats and Ships, 100% Water Based**

**DS1 Marine Plus** is a high-quality antifouling protective coating for the submerged part of ships, boats, vessels, platforms, docks, buoys, etc.

It is manufactured with green nano-resin Nano Acryl EP, 100% reinforced acrylic, without contaminants. Our U-Sil technology guarantees excellent abrasion resistance and constant repellency to the adhesion of mollusks and algae, with considerable fuel savings.

It is a 100% water-based product and does NOT contain lead, heavy metals, or toxic components.


**DS1 Marine Plus** does NOT emit biocides, but harmless substances that repel mollusks and algae, and prevent their adhesion to the protected surface. This constant emission generates a slight natural discoloration over time for this type of product, without affecting its protective characteristics.

**Suggested Use:**

Protection of the submerged part of ships and vessels operating at medium to high speed. Ideal for metal, fiberglass, and wood surfaces.

**Physical Characteristics**

Max. Theoretical Yield:	10 m <sup>2</sup> x l
Real Yield:	3 – 5 m <sup>2</sup> x l, on porous materials 6 – 8 m <sup>2</sup> x l, on non-porous materials
Density:	1.2 g/ml
Solids:	49.7%
Viscosity:	1,800 – 2,700 cps
VOC:	< 4g / l = 0 VOC
Adhesion Strength:	8.0 Mpa
Touch Drying Time:	3 hours at 25°C
Shelf Time:	3 years in intact original packaging at 25°C
Max. Storage Temperature:	30°C
Standard Colour:	Copper Brown
Curing Time:	72 hours
Durability:	5 years on submerged fixed parts and surfaces 1 year on moving part (propellers, etc.)



Antifouling Protector for the Submerged Part of Boats and Ships, 100% Water Based

### Surface Preparation:

Before application, the surface must be thoroughly cleaned, removing incrustations, solid particles and all traces of grease and oil, using the most suitable tools for this purpose.

Finally, remove all dust residue by washing with our **NasaClean** detergent (or other detergents that do not generate foam) and rinsing thoroughly.

Allow the surface to dry perfectly before starting the application.

If the surface is metallic and has not previously been applied with any products, after cleaning, apply two coats of **Acrymalt AOX** primer-bond and allow to cure for 24 hours.

For wooden surfaces that have not previously applied products, apply a coat of **DS1 Marine Plus** diluted to 50% before proceeding with the final application without dilution.

If the surface already has previous coatings, after mechanical cleaning and washing, sand with fine wet sandpaper (#200 - #280), rinse and allow to dry well before applying **DS1 Marine Plus**.

### Application:

**DS1 Marine Plus** is easily applied by brush, roller, air gun or airless pressure machine (nozzle: 0.018" – 0.025", pressure: 140 – 160 bar = 2,000 – 2,300 psi). It does not need dilution, it is ready to apply. Mix thoroughly before applying and periodically during application.

**DS1 Marine Plus** is normally applied in 2 coats of 40 µm dry thickness each (approx. 100 µm wet). If the boat travels at more than 45 km/h (25 knots), apply a third coat.

On moving parts such as propellers or rudders, apply one more coat. On wooden surfaces, due to their porosity, **DS1 Marine Plus** may need more coats of application.

**DS1 Marine Plus** can be applied over any type of paint without the need to remove it by sandblasting, provided that the paint is well adhered to the substrate.

**DS1 Marine Plus** does NOT emit odors, it can be applied in closed spaces without the need to evacuate the area.

Made in Mexico by:

Nasacoat de México SA de CV Calle Flor de Hortensia # 12 – El Zapote del Valle - 45672 Tlajomulco de Zúñiga, Jalisco - México

Tel.: +52 33 3696 10 51

email : team@nasacoat.com

www.nasacoat.com

www.biodelim.com





The Solution for Holes, Joints and Cracks - Elongation Over 557%

**Elastic Cement** is an acrylic paste for filling and repairing holes, cracks, fissures and cold joints in construction materials. It is UV and infrared resistant and 100% waterproof.

It is made with our green nano-resin Nano Acryl GP, 100% acrylic, without nano-pollutants.

Thanks to its high elongation capacity, it perfectly seals all types of holes, cracks, fissures and cold joints even in the presence of normal mechanical or thermal movements in construction structures.

**Elastic Cement** can be applied on almost all types of materials, as it has exceptional adhesion strength, as well as high resistance to abrasion. It can last 10 years or more.

It is washable with common household detergents and with chlorine and is anti-fungal and anti-algae.

**Suggested Use:**

**Elastic Cement** is ideal to fill and repair small cracks, joints and holes with a max. size of 3 mm.

**Physical Characteristics**

Max. Theoretical Yield:	125 m x l in cracks of 2 mm x 2 mm
Density:	1.12 g/ml
Solids:	46.8%
Viscosity:	> 20,000 cps
VOC:	< 5g / l = 0 VOC
Elongation Capacity:	> 557%
Adhesion Strength:	3.4 Mpa
Flexibility:	180°
Touch Drying Time:	1 hour at 25°C
Shelf Time:	1 year in intact original packaging at 25°C
Max. Storage Temperature:	30°C
Standard Colour:	Whitish
Curing Time:	36 hours
Durability:	10 years





The Solution for Holes, Joints and Cracks - Elongation Over 557%

## Surface Preparation:

Before application, the surface of the imperfection to be repaired must be thoroughly cleaned, removing any incrustations, previously applied products, solid particles and all traces of grease and oil, using the most suitable tools for this purpose.

Finally, remove all dust residue by washing with our **NasaClean** detergent (or other detergents that do not generate foam) and rinsing thoroughly. Allow the surface to dry completely before beginning the application.

Depending of the size of the joint, crack or hole to be repaired, it is possible that it is required to apply additional coats of Elastic Cement.

## Application:

**Elastic Cement** is easily applied with a brush, spatula or with gloved fingers. It does not need dilution, it is ready to apply. Mix thoroughly before applying and periodically during application.

**Elastic Cement** is applied one or more times, until the hole, fissure, crack or cold joint is filled.

If the space to be filled is too wide, more than 3 mm, it is better to fill it with construction materials such as cement or stucco and then apply a final coat of **Elastic Cement** on top.

**Elastic Cement** does NOT emit odours, it can be applied in closed spaces without having to evacuate the area.

Made in Mexico by:

Nasacoat de México SA de CV Calle Flor de Hortensia # 12 – El Zapote del Valle - 45672 Tlajomulco de Zúñiga, Jalisco - México

Tel.: +52 33 3696 10 51

email : team@nasacoat.com

www.nasacoat.com

www.biodelim.com



## Glossy Floor Protector for Pedestrian Traffic

**FloorShine** is a high-quality, two-component, glossy protective paint for areas with heavy pedestrian traffic. It protects against UV and IR rays, severe weathering and abrasive factors.

It is made from our green Nano Acryl EP nano-resin, 100% acrylic, without nano-pollutants.

For this reason, it repels (does not absorb) UV (destructive) and IR (heat) rays. In this way, it drastically reduces temperature fluctuations of the protected materials and, consequently, their thermal movements.

It does not emit odors, it can be applied indoors without the need to evacuate the area. In other words, the painted areas can be used immediately. (Hospitals, Hotels, Offices, etc.)

**FloorShine** can be applied on almost all types of materials, obtaining a very pleasant final appearance. With proper maintenance, it can last more than 3 years.

Thanks to the high content of our Nano Acryl EP nano-resin, it has a very high resistance to abrasion. It is washable with common household detergents and chlorine and is anti-fungal, anti-algae, dirt-repellent and self-cleaning (Hydrophobic, Water-repellent, Lotus Effect).


Thanks to its hydrophobic nature, **FloorShine** is easily washable, even in the presence of all types of greasy dirt or very penetrating liquids such as, for example, all forms of iodine.

If used for the protection of pedestrian traffic areas, it gives a shiny appearance.

For **FloorShine** applications on floors as an anti-slip coating, quartz powder or marble dust is added between the first and second layer. In this case, its shine will be affected.

### Physical Characteristics

Yield:	4.0 – 10.0 m <sup>2</sup> x l	Flexibility:	180°
Nano Acryl Content:	85%	Adhesion Strength:	> 9.2 MPa
VOC:	< 5 g / L - 0 VOC	Adhesion Strength x m <sup>2</sup> :	> 930 Ton.
Density:	1.19 g / ml	Temperature Resistance:	- 25° / + 110°
Sólids:	39.3%	Touch Drying Time:	20 min.
Viscosity:	2,200 – 2,700 cps	Total Drying time:	40 min.
pH:	8.0 - 9.5	Curing Time:	36 hours
Shelf Life:	1 year in intact original packaging at 25°C	Durability:	3 years
Max Storage Temperature:	30°	Available in packaging of:	1, 4, 19 y 200 Litres



## Glossy Floor Protector for Pedestrian Traffic

### Surface Preparation:

Before application, the surface must be thoroughly cleaned, removing any incrustations, solid particles and all traces of grease and oil, using the most suitable tools for this purpose.

Finally, remove all dust residue by washing with our **NasaClean** detergent (or other detergents that do not generate foam) and rinsing thoroughly. Allow the surface to dry completely before starting the application.

For porous surfaces, it may be necessary to apply more than one coat.

If the surface has already been coated previously, after mechanical cleaning and washing, sand with fine wet sandpaper (#200 - #280), rinse and allow to dry thoroughly before applying **FloorShine**.

### Application:

**FloorShine** is prepared by mixing component 1 with component 2 and stirring well until the mixture is well homogeneous (\*). After mixing is complete, there are 2 (two) hours of time for its application. This time is sufficient for the application of two or three coats, since the drying time to the touch is less than 30 minutes.

(\*). If you do not want to use all the product, mix component 1 with component 2 in a ratio of 70 / 30.

**FloorShine** is easily applied with a brush, roller, air gun or, better, with an airless pressure machine. It does not need dilution, it is ready to apply.

**FloorShine** is normally applied in 1 or 2 layers, depending on the nature of the material. In case of highly porous materials (plaster, clay, aged wood, stucco or similar), **FloorShine** may need more application layers.

For **FloorShine** applications on floors as a non-slip coating, quartz or marble dust is added between the first and second coat.

It is very important to wait for the full curing time before walking on the coated area.

During the first 15 days after application, temporary whitening may occur when wet. This phenomenon will disappear after this period..

Made in Mexico by:

Nasacoat de México SA de CV Calle Flor de Hortensia # 12 – El Zapote del Valle - 45672 Tlajomulco de Zúñiga, Jalisco - México

Tel.: +52 33 3696 10 51

email : team@nasacoat.com

www.nasacoat.com

www.biodelim.com





## Heavy Duty Cleaner and Degreaser

**NasaClean** is a biodegradable and eco-friendly cleaner and degreaser based on our formula, for cleaning all types of surfaces.

It is applied by soaking a cloth, cotton or sponge with **NasaClean** diluted in water and rubbing it on the part to be cleaned. It can also be used as additive in pressure washing machines.

Do not use abrasive materials, as they can damage the surface to be cleaned.

**NasaClean** comes in concentrated form. To use it, use dilutions appropriate to the type of dirt to be removed (see “Recommended Dilutions”).

### Suggested Use:

Cleaning and degreasing of walls, floors, ceilings and building materials in general.

Cleaning and degreasing of mechanical workshops, engines and equipment in general.

Cleaning and degreasing of kitchens, stoves, vacuum cleaners in restaurants.

Cleaning and degreasing of surfaces before protective coatings are applied.

### Recommended Dilutions:

For regular cleaning of floors and walls: dissolve 100 mL of **NasaClean** per liter of water.

To remove oil, grease, vegetable or animal residue stains and other dirty agents that do not have a strong adhesion: dilute 1 part of **NasaClean** in 4 parts of water.

To remove substances that have a strong adhesion to the surface, such as blood, iodine and similar: dilute **NasaClean** 50% - 50% in water.

To clean vehicle, ship or boat engines, machinery in general: dilute **NasaClean** 50% - 50% in water.

For very tenacious dirt: use undiluted **NasaClean**.

### Physical Characteristics:

Density	1.02 g / ml	Dilution in water	From 1 : 10 up to pure
Solids	9.3%	Maximum Temperature in Storage	30°C
Viscosity	< 400 cps	Shelf life	12 months
pH	7.0 – 8.0		

Made in Mexico by:

Nasacoat de México SA de CV Calle Flor de Hortensia # 12 – El Zapote del Valle - 45672 Tlajomulco de Zúñiga, Jalisco - México

Tel.: +52 33 3696 10 51

email : team@nasacoat.com

www.nasacoat.com

www.biodelim.com





Coating for non-submerged parts of ships and vessels, 100% water-based

**OB1 Marine** is a high-quality protective coating for the non-submerged part of ships, boats, vessels, platforms, docks, etc.

It is manufactured with green nano-resin Nano Acryl EP, 100% acrylic, without contaminants, free of TBT.

Our U-Sil technology guarantees high resistance to abrasion and salinity of the marine environment and moisture repellency.

It is a 100% water-based product and does NOT contain lead, tin, other heavy metals, or toxic components.

**OB1 Marine** does NOT emit toxic vapors.

### **Suggested Use:**

Protection of the non-submerged part of platforms, docks and boats.

Ideal for metal, fiberglass and wood surfaces.

### **Physical Characteristics**

Max. Theoretical Yield:	10 m <sup>2</sup> x l
Real Yield:	3 – 5 m <sup>2</sup> x l, on wood and porous materials 6 – 10 m <sup>2</sup> x l, on fiberglass, metals and non-porous materials
Density:	1.18 g/ml
Solids:	55.5%
Viscosity:	2.200 – 3,500 cps
VOC:	< 5g / l = 0 VOC
Adhesion Strength:	7.9 Mpa
Touch Drying Time:	3 hours at 25°C
Shelf Time:	3 years in intact original packaging at 25°C
Max. Storage Temperature:	30°C
Standard Colour:	White
Curing Time:	72 hours
Durability:	5 years

**Sustainable Materials for a Better and Healthier Future**



Coating for non-submerged parts of ships and vessels, 100% water-based

## Surface Preparation:

Before application, the surface must be thoroughly cleaned, removing any incrustations, solid particles and all traces of grease and oil, using the most suitable tools for this purpose.

Finally, remove all dust residue by washing with our **NasaClean** detergent and rinse thoroughly. Allow the surface to dry perfectly before starting the application.

If the surface is metallic and has not previously applied products, after cleaning, apply two coats of **Acrymalt AOX** primer-bond and allow to cure for 24 hours.

Finally, apply a coat of **OB1 Marine**.

For wooden surfaces that have not previously applied products, apply a coat of **OB1 Marine** diluted to 50% before proceeding with the final application of a coat without dilution.

If the surface already has previous coatings, after mechanical cleaning and washing, sand with fine wet sandpaper (#200 - #280), rinse and allow to dry well, apply a bonding coat (**Acrymalt Ex**) and then a coat of **OB1 Marine**.

## Application:

**OB1 Marine** is easily applied by brush, roller, air gun or airless pressure machine (nozzle: 0.018" – 0.025", pressure: 140 – 160 bar = 2,000 – 2,300 psi). It does not need dilution, it is ready to apply. Mix thoroughly before applying and periodically during application.

**OB1 Marine** is normally applied in 1 coat of 120 to 150 µm dry thickness (approximately 280 to 310 µm wet).

**OB1 Marine** can be applied over any type of paint without the need to remove it by sandblasting, provided that the paint is well adhered to the support.

**OB1 Marine** does NOT emit odours, it can be applied in closed spaces without the need to evacuate the area.

Made in Mexico by:

Nasacoat de México SA de CV Calle Flor de Hortensia # 12 – El Zapote del Valle - 45672 Tlajomulco de Zúñiga, Jalisco - México

Tel.: +52 33 3696 10 51

email : team@nasacoat.com

www.nasacoat.com

www.biodelim.com



Coating for Non-Submerged Parts of Boats and Ships, 100% Water Based

**Ocean Borne** is a high-quality protective coating for the non-submerged part of ships, boats, vessels, platforms, docks, etc.

It is manufactured with green nano-resin Nano Acryl EP, 100% acrylic, without contaminants, free of TBT.

Our U-Sil technology guarantees high resistance to abrasion and salinity of the marine environment and moisture repellency.

It is a 100% water-based product and does NOT contain lead, tin, other heavy metals, or toxic components.

**Ocean Borne** does NOT emit toxic vapors.

**Suggested Use:**


Protección de la parte no sumergida de plataformas, muelles y barcos.

Ideal para superficies metálicas, fibra de vidrio, madera.

**Physical Characteristics**

Max. Theoretical Yield:	10 m <sup>2</sup> x l
Real Yield:	3 – 5 m <sup>2</sup> x l, sobre madera y materiales porosos 6 – 10 m <sup>2</sup> x l, sobre fibra de vidrio y metales no oxidados
Density:	1.18 g/ml
Solids:	55.5%
Viscosity:	2.200 – 3,500 cps
VOC:	< 5g / l = 0 VOC
Adhesion Strength:	7.9 Mpa
Touch Drying Time:	3 horas a 25°C
Shelf Time:	1 año en envase intacto a 25°C
Max. Storage Temperature:	30°C
Standard Colour:	Blanco
Curing Time:	72 horas
Durability:	5 años





Coating for Non-Submerged Parts of Boats and Ships, 100% Water Based

## Surface Preparation:

Before application, the surface must be thoroughly cleaned, removing any incrustations, solid particles and all traces of grease and oil, using the most suitable tools for this purpose.

Finally, remove all dust residue by washing with our **NasaClean** detergent and rinse thoroughly. Allow the surface to dry perfectly before starting the application.

If the surface is metallic and has not previously applied products, after cleaning, apply two coats of **Acrymalt AOX** primer-bond and allow to cure for 24 hours.

Finally, apply a coat of **Ocean Borne**.

For wooden surfaces that have not previously applied products, apply a coat of **Ocean Borne** diluted 50% before proceeding with the final application of a coat without dilution.

If the surface already has previous coatings, after mechanical cleaning and washing, sand with fine wet sandpaper (#200 - #280), rinse and allow to dry well, apply a bonding coat (**Acrymalt Ex**) and then a coat of **Ocean Borne**.

## Application:

**Ocean Borne** is easily applied by brush, roller, air gun or airless pressure machine (nozzle: 0.018" – 0.025", pressure: 140 – 160 bar = 2,000 – 2,300 psi). It does not need dilution, it is ready to apply. Mix thoroughly before applying and periodically during application.

**Ocean Borne** is normally applied in 1 coat of 120 to 150 µm dry thickness (approximately 280 to 310 µm wet).

**Ocean Borne** can be applied over any type of paint without the need to remove it by sandblasting, provided that the paint is well adhered to the support.

**Ocean Borne** does NOT emit odors, it can be applied in closed spaces without the need to evacuate the area.

Made in Mexico by:

Nasacoat de México SA de CV Calle Flor de Hortensia # 12 – El Zapote del Valle - 45672 Tlajomulco de Zúñiga, Jalisco - México

Tel.: +52 33 3696 10 51

email : team@nasacoat.com

www.nasacoat.com

www.biodelim.com





**Instant Protection against Oxidation and Corrosion**

**OxyBlock** is a high-quality protective primer for metals and metal structures that instantly prevents and/or blocks oxidation and corrosion. It is resistant to UV and infrared rays, severe weathering and abrasive factors.

It is manufactured with our green nano-resin Nano Acryl GP, 100% acrylic, without nano-contaminants.

**OxyBlock** can be applied on all types of metal surfaces, as an ideal primer for all Nasacoat final coatings.

**OxyBlock**, like all Nasacoat coatings, indefinitely resists contact with inorganic acids such as sulfuric, hydrochloric, hydrofluoric, phosphoric, nitric and similar acids. Likewise, it indefinitely resists contact with corrosive vapors and gases emitted by methane, in stables, breeding farms and in general wherever they are produced.

It does not emit odors, and can be applied indoors without the need to evacuate the area.

**Suggested Use:**

**OxyBlock** is applied to all metal surfaces that are exposed to the possibility of rusting or corroding.

**Physical Characteristics**

Max. Theoretical Yield:	10 m <sup>2</sup> x l
Real Yield:	5 – 8 m <sup>2</sup> x l
	1.05 g/ml
Density:	11.7%
Solids:	< 100 cps
Viscosity:	< 5g / l = 0 VOC
VOC:	6.3 Mpa
Adhesion Strength:	180°
Touch Drying Time:	1 hour at 25°C
Shelf Time:	3 years in intact original packaging at 25°C
Max. Storage Temperature:	30°C
Standard Colour:	Transparent
Curing Time:	72 hours
Durability:	3 years



Instant Protection against Oxidation and Corrosion

## Surface Preparation:

Before application, the surface must be thoroughly cleaned, removing any incrustations, solid particles and all traces of grease and oil, using the most suitable tools for this purpose.

Finally, remove all dust residue by washing with our **NasaClean** detergent (or with detergents that do not generate foam) and rinsing thoroughly. Allow the surface to dry completely before starting the application.

If the surface already has previous coatings, in order for **OxyBlock** to perform its functions as a rust and corrosion blocker, it is necessary to remove all previously applied coatings until the bare metal is left.

After mechanical cleaning and washing, sand with fine wet sandpaper (#200 - #280), rinse and allow to dry thoroughly before applying the **OxyBlock** coating.

## Application:

**OxyBlock** is easily applied by brush, roller, air gun or airless pressure machine (nozzle: 0.018" – 0.025", pressure: 140 – 160 bar = 2,000 – 2,300 psi). It does not need dilution, it is ready to apply. Mix thoroughly before applying and periodically during application.

**OxyBlock** is normally applied in 1 coat of 30 µm thick dry each (approx. 110 µm wet).

On parts particularly subject to abrasive agents, apply one more coat.

In order for **OxyBlock** to develop its properties as a rust and corrosion blocker, it must be applied on bare metal surfaces, without other previous coatings.

**OxyBlock** does NOT emit odors, it can be applied in closed places without the need to evacuate the area.

Made in Mexico by:


Nasacoat de México SA de CV Calle Flor de Hortensia # 12 – El Zapote del Valle - 45672 Tlajomulco de Zúñiga, Jalisco - México

Tel.: +52 33 3696 10 51

email : team@nasacoat.com

www.nasacoat.com

www.biodelim.com



## Reflective Thermal Insulator – Decorative Acrylic Paint

**Power Skin 5** is a protective coating for interior and exterior walls. It protects against UV and infrared rays, is a highly efficient reflective thermal insulator and, at the same time, a high-quality decorative paint for interior and exterior.

It is manufactured with our green nano-resin Nano Acryl GP, 100% acrylic, without nano-pollutants.

For this reason, it repels (does not absorb) UV (destructive) and infrared (heat) rays. In this way, it considerably reduces temperature fluctuations of the protected materials and, consequently, their thermal movements.

It does not emit odors, it can be applied indoors without the need to evacuate the area.

Due to its very high Solar Reflectance Index (106), **Power Skin 5** can be applied on top of asphalt or bituminous layers on roofs, to improve their thermal insulation.

**Power Skin 5** can be applied on almost all types of materials, obtaining a very pleasant final appearance. With proper maintenance, it can last for more than 5 years.

It is washable with common household detergents and chlorine, it is anti-fungal, anti-algae, repels dirt and is self-cleaning (Hydrophobic, Water Repellent, Lotus Effect).

Thanks to its hydrophobic nature, **Power Skin 5** does not allow water or moisture to penetrate into the building materials. However, the **Power Skin 5** layer allows the substrate to breathe. It is an excellent Vapor Diffusion Retardant, ideal for interiors in cold regions and for exteriors in warm regions.

### Physical Characteristics

Yield:	4.0 – 8.0 m <sup>2</sup> x l	Solar Reflectance Index:	106
PVC - Pigment Volume Concentration:	36%	Elongation Capacity:	> 150%
VOC:	< 5 g / L - 0 VOC	Flexibility:	180°
Density:	1.30 – 1.40 g / ml	Adhesion Strength:	> 4.0 MPa
Solids:	52%	Adhesion Strength x m <sup>2</sup> :	> 410 Ton.
Viscosity:	4,200 – 5,200 cps	Temperature Resistance:	- 25° / + 110°
pH:	8.0 - 9.5	Touch Drying Time:	1 hour
Shelf Life: 1 year in intact original packaging at 25°C		Total Drying Time:	2 hours
Max. Storage Temperature:	30°	Curing Time:	36 hours
		Durability:	5 years





## Reflective Thermal Insulator – Decorative Acrylic Paint

### Surface Preparation:

Before application, the surface must be thoroughly cleaned, removing any incrustations, solid particles and all traces of grease and oil, using the most suitable tools for this purpose.

Finally, remove all dust residue by washing with our **NasaClean** detergent (or other detergents that do not generate foam) and rinsing thoroughly. Allow the surface to dry completely before starting the application.

If the surface is metallic and has not previously been coated, apply a coat of **OxyBlock** primer and allow it to cure for 24 hours before applying **Power Skin 5**.

For porous surfaces that have not previously been coated, apply a coat of **Prime Sealer** before proceeding with the final application without dilution.

If the surface already has previous coatings, after mechanical cleaning and washing, sand with fine wet sandpaper (#200 - #280), rinse and allow to dry thoroughly before applying **Power Skin 5**.

### Application:

**Power Skin 5** is easily applied by brush, roller or airless pressure machine (nozzle: 0.018" – 0.025", pressure: 140 – 160 bar = 2,000 – 2,300 psi). It does not need dilution, it is ready to apply. Mix thoroughly before applying and periodically during application.

**Power Skin 5** is normally applied in 2 coats of 50 µm dry thickness each (approx. 110 µm wet).

On parts particularly subject to abrasive agents, apply one more coat. On porous materials such as wood, plaster, drywall or construction materials, due to their porosity, **Power Skin 5** may need more application coats.

**Power Skin 5** can be applied over any type of paint without the need to remove it, provided that said paint is well adhered to the substrate.

**Power Skin 5** does NOT emit odours, it can be applied in closed places without having to evacuate the area.

Made in Mexico by:

Nasacoat de México SA de CV Calle Flor de Hortensia # 12 – El Zapote del Valle - 45672 Tlajomulco de Zúñiga, Jalisco - México

Tel.: +52 33 3696 10 51

email : team@nasacoat.com

www.nasacoat.com

www.biodelim.com





## Reflective Thermal Insulation – Decorative Acrylic Paint

**Power Skin 10** is a protective coating for interior and exterior walls. It protects against UV and infrared rays, is a highly efficient reflective thermal insulator and, at the same time, a high-quality decorative paint for interior and exterior.

It is manufactured with our green nano-resin Nano Acryl GP, 100% acrylic, without nano-pollutants.

For this reason, it repels (does not absorb) UV (destructive) and infrared (heat) rays. In this way, it considerably reduces temperature fluctuations of the protected materials and, consequently, their thermal movements.

It does not emit odors, it can be applied indoors without the need to evacuate the area.

Due to its very high Solar Reflectance Index (111), **Power Skin 10** can be applied on top of asphalt or bituminous layers on roofs, to improve their thermal insulation.

**Power Skin 10** can be applied on almost all types of materials, obtaining a very pleasant final appearance. With proper maintenance, it can last for more than 10 years.

It is washable with common household detergents and chlorine, it is anti-fungal, anti-algae, repels dirt and is self-cleaning (Hydrophobic, Water Repellent, Lotus Effect).

Thanks to its hydrophobic nature, **Power Skin 10** does not allow water or moisture to penetrate into the building materials. However, the **Power Skin 10** layer allows the substrate to breathe. It is an excellent Vapor Diffusion Retardant, ideal for interiors in cold regions and for exteriors in warm regions.

### Physical Characteristics

Yield:	4.0 – 10.0 m <sup>2</sup> x l	Solar Reflectance Index:	111
Nano Acryl GP Content:	57%	Elongation Capacity:	> 250%
PVC - Pigment Volume Concentration:	18.5%	Flexibility:	180°
VOC:	< 5 g / L - 0 VOC	Adhesion Strength:	> 6.0 MPa
Density:	1.20 – 1.30 g / ml	Adhesion Strength x m <sup>2</sup> :	> 611 Ton.
Solids:	52%	Temperature Resistance:	- 25° / + 110°
Viscosity:	4,200 – 5,200 cps	Touch Drying Time:	1 hour
pH:	8.0 - 9.5	Total Drying Time:	2 hours
Shelf Life:	1 year in intact original packaging at 25°C	Curing Time:	36 hours
Max. Storage Temperature:	30°	Durability:	10 years

**Sustainable Materials for a Better and Healthier Future**



## Reflective Thermal Insulation – Decorative Acrylic Paint

### Surface Preparation:

Before application, the surface must be thoroughly cleaned, removing any incrustations, solid particles and all traces of grease and oil, using the most suitable tools for this purpose.

Finally, remove all dust residue by washing with our **NasaClean** detergent (or other detergents that do not generate foam) and rinsing thoroughly. Allow the surface to dry completely before starting the application.

If the surface is metallic and has not previously been coated, apply a coat of **OxyBlock** primer and allow it to cure for 24 hours before applying **Power Skin 10**.

For porous surfaces that have not previously been coated, apply a coat of **Prime Sealer** before proceeding with the final application without dilution.

If the surface already has previous coatings, after mechanical cleaning and washing, sand with fine wet sandpaper (#200 - #280), rinse and allow to dry thoroughly before applying **Power Skin 10**.

### Application:

**Power Skin 10** is easily applied by brush, roller or airless pressure machine (nozzle: 0.018” – 0.025”, pressure: 140 – 160 bar = 2,000 – 2,300 psi). It does not need dilution, it is ready to apply. Mix thoroughly before applying and periodically during application.

**Power Skin 10** is normally applied in 2 coats of 50 µm dry thickness each (approx. 110 µm wet).

On parts particularly subject to abrasive agents, apply one more coat. On porous materials such as wood, plaster, drywall or construction materials, due to their porosity, **Power Skin 10** may need more application coats.

**Power Skin 10** can be applied over any type of paint without the need to remove it, provided that said paint is well adhered to the substrate.

**Power Skin 10** does NOT emit odours, it can be applied in closed places without having to evacuate the area.

Made in Mexico by:


Nasacoat de México SA de CV Calle Flor de Hortensia # 12 – El Zapote del Valle - 45672 Tlajomulco de Zúñiga, Jalisco - México

Tel.: +52 33 3696 10 51

email : team@nasacoat.com

www.nasacoat.com

www.biodelim.com



## Antibacterial and Antiviral Decorative Acrylic Paint for Health Centers

**Power Skin 10H** is an antibacterial and antiviral protective coating for walls for healthcare facilities. It protects against UV and infrared rays, is a highly efficient reflective thermal insulator and, at the same time, a high-quality decorative paint.

It is manufactured with our green nano-resin Nano Acryl GP, 100% acrylic, without nano-pollutants.

It has microbial protection in its film, is anti-fungal, anti-algae, repels dirt and is self-cleaning (Hydrophobic, Water Repellent, Lotus Effect).

It does not emit odors, it can be applied indoors without the need to evacuate the area.

**Power Skin 10H** can be applied on almost all types of materials, obtaining a very pleasant final appearance. With proper maintenance, it can last for more than 10 years.


It is washable with common household detergents and with chlorine, repels dirt and is self-cleaning (Hydrophobic, Water Repellent, Lotus Effect).

Thanks to its hydrophobic nature, **Power Skin 10H** does not allow water or moisture to penetrate into building materials. However, the **Power Skin 10H** layer allows the substrate to breathe. It is an excellent Vapour Diffusion Retardant, ideal for interiors in cold regions and for exteriors in warm regions.

### Physical Characteristics

Yield:	4.0 – 10.0 m <sup>2</sup> x l	Solar Reflectance Index:	111
Nano Acryl GP Content:	57%	Elongation Capacity:	> 250%
PVC - Pigment Volume Concentration:	26%	Flexibility:	180°
VOC:	< 5 g / L - 0 VOC	Adhesion Strength:	> 6.0 MPa
Density:	1.20 – 1.30 g / ml	Adhesion Strength x m <sup>2</sup> :	> 611 Ton.
Solids:	52%	Temperature Resistance:	- 25° / + 110°
Viscosity:	4,200 – 5,200 cps	Touch Drying Time:	1 hour
pH:	8.0 - 9.5	Total Drying Time:	2 hours
Shelf Life: 1 year in intact original packaging at 25°Cs		Curing Time:	36 hours
Max. Storage Temperature:	30°	Durability:	10 years

**Sustainable Materials for a Better and Healthier Future**



## Antibacterial and Antiviral Decorative Acrylic Paint for Health Centers

### Surface Preparation:

Before application, the surface must be thoroughly cleaned, removing any incrustations, solid particles and all traces of grease and oil, using the most suitable tools for this purpose.

Finally, remove all dust residue by washing with our **NasaClean** detergent (or other detergents that do not generate foam) and rinsing thoroughly. Allow the surface to dry completely before starting the application.

If the surface is metallic and has not previously been coated, apply a coat of **OxyBlock** primer and allow it to cure for 24 hours before applying **Power Skin 10H**.

For porous surfaces that have not previously been coated, apply a coat of **Prime Sealer** before proceeding with the final application without dilution.

If the surface already has previous coatings, after mechanical cleaning and washing, sand with fine wet sandpaper (#200 - #280), rinse and allow to dry thoroughly before applying **Power Skin 10H**.

### Application:

**Power Skin 10H** is easily applied by brush, roller or airless pressure machine (nozzle: 0.018" – 0.025", pressure: 140 – 160 bar = 2,000 – 2,300 psi). It does not need dilution, it is ready to apply. Mix thoroughly before applying and periodically during application.

**Power Skin 10H** is normally applied in 2 coats of 50 µm dry thickness each (approx. 110 µm wet).

On parts particularly subject to abrasive agents, apply one more coat. On porous materials such as wood, plaster, drywall or construction materials, due to their porosity, **Power Skin 10H** may need more application coats.

**Power Skin 10H** can be applied over any type of paint without the need to remove it, provided that said paint is well adhered to the substrate.

**Power Skin 10H** does NOT emit odours, it can be applied in closed places without having to evacuate the area.

Made in Mexico by:

Nasacoat de México SA de CV Calle Flor de Hortensia # 12 – El Zapote del Valle - 45672 Tlajomulco de Zúñiga, Jalisco - México


Tel.: +52 33 3696 10 51

email : team@nasacoat.com

www.nasacoat.com

www.biodelim.com





## Acrylic Primer for Non-Metallic Porous Surfaces

**Prime Sealer** is an acrylic primer for porous building materials.

It is made with our green nano-resin Nano Acryl GP, 100% acrylic, without nano-pollutants.

**Prime Sealer** can be applied on all types of porous materials, as it has an exceptional adhesion strength and can last 10 years or more.

It is washable with common household detergents and with chlorine and is anti-fungal and anti-algae.

**Prime Sealer** seals all pores and does not allow the penetration of water or humidity into the building materials.


### Uso Sugerido:

**Prime Sealer** is applied indoors and outdoors on non-metallic porous surfaces in order to seal the pores and allow the final coating to have its maximum performance.

It can also be used to consolidate non-compact substrates such as limestone, clay, adobe, sascab, limestone, breccia, tepetate and any other similar material.

### Physical Characteristics

Yield::	4.0 – 8.0 m <sup>2</sup> x l	Elongation Capacity:	> 250%
VOC:	< 5 g / L - 0 VOC	Flexibility:	180°
Density:	1.20 – 1.30 g / ml	Adhesion Strength:	> 6.0 MPa
Solids:	16%	Adhesion Strength x m <sup>2</sup> :	> 611 Ton.
Viscosity:	4,200 – 5,200 cps	Temperature Resistance:	- 25° / + 110°
pH:	8.0 - 9.5	Touch Drying Time:	1 hora
Shelf Life: 1 year in intact original packaging at 25°C		Total Drying Time:	2 horas
Max. Storage Temperature:	30°	Curing Time:	36 horas
		Durability:	10 años



## Acrylic Primer for Non-Metallic Porous Surfaces

### Surface Preparation:

Before application, the surface must be thoroughly cleaned, removing incrustations, solid particles and all traces of grease and oil, using the most suitable tools for this purpose.

If the surface has cracks, holes, fissures or similar imperfections, seal them with **Elastic Cement** beforehand and let it dry.

Finally, remove all dust residue by washing with our **NasaClean** detergent (or with detergents that do not generate foam) and rinsing thoroughly. Let the surface dry perfectly before beginning the application.

If the substrate is not well compacted, such as for jal, clay, adobe, sascab, limestone, breccia, tepetate or any other similar material, first apply a coat of **Prime Sealer** diluted with 20% water and then reapply another coat of **Prime Sealer** without diluting it.

### Application:

**Prime Sealer** is easily applied by brush, roller or airless pressure machine (nozzle: 0.018" – 0.025", pressure: 140 – 160 bar = 2,000 – 2,300 psi). It does not need dilution, it is ready to apply. Mix thoroughly before applying and periodically during application.

**Prime Sealer** is normally applied in 1 coat of 60 µm dry thickness each (approx. 120 µm wet).

On particularly porous or absorbent parts, apply one more coat.

**Prime Sealer** can be applied over any type of paint without the need to remove it, provided that said paint is well adhered to the substrate.

**Prime Sealer** does NOT emit odors, it can be applied in closed places without the need to evacuate the area.

Made in Mexico by:

Nasacoat de México SA de CV Calle Flor de Hortensia # 12 – El Zapote del Valle - 45672 Tlajomulco de Zúñiga, Jalisco - México

Tel.: +52 33 3696 10 51

email : team@nasacoat.com

www.nasacoat.com

www.biodelim.com



## Protector Coating for Stone Materials, Limestone, Facades, Statues and Monuments

**Stone Protector** is a protective coating for stonework, stone facades, statues, monuments and surfaces of stone materials in general, for interiors and exteriors.

It protects against UV rays, rain, environmental pollution, animal waste, including bird droppings, sea salinity, etc.

It is made with our green Nano Acryl EP nano-resins, 100% acrylic, without nano-pollutants.

It does not emit odors, it can be applied indoors without the need to evacuate the area.

**Stone Protector** is applied on all types of stone material, maintaining its original appearance.

It is washable with common household detergents and with chlorine, it is Anti-fungal, Anti-algae, repels dirt and is self-cleaning (Hydrophobic, Water Repellent, Lotus Effect).

Thanks to its hydrophobic nature and its nano-structure, **Stone Protector** does not allow the penetration of water or humidity into the protected materials. In any case, the layer of **Stone Protector** allows the substrate to breathe.

**Stone Protector** comes in 4 different versions:

1. For walls, matte (almost invisible)
2. For walls, glossy
3. For floors, matte (almost invisible)
4. For floors, glossy

### Physical Characteristics

Yield:	4.0 – 10.0 m <sup>2</sup> x l	Adhesion Strength:	> 7.9 MPa
VOC:	< 5 g / L - 0 VOC	Adhesion Strength x m <sup>2</sup> :	> 800 Ton.
Density:	1.09 g / ml	Temperature Resistance:	- 25° / + 110°
Solids:	22%	Touch Drying Time:	1 hora
Viscosity:	150 – 200 cps	Total Drying Time:	2 horas
pH:	8.0 - 9.5	Curing Time:	36 horas
Shelf Life:	1 year in intact original packaging at 25°C	Durability:	3 -5 años (*)
Max. Storage Temperature:	30°	Available in Containers of:	1, 4, 19 y 200 Litres
Flexibility:	180°	(*) 3 years on the floor version, 5 years on the vertical surface version	





Protector Coating for Stone Materials, Limestone, Facades, Statues and Monuments

## Surface Preparation:

Before application, the surface must be thoroughly cleaned, removing any incrustations, solid particles and all traces of grease and oil, using the most suitable tools for this purpose.

Finally, remove all dust residue by washing with our **NasaClean** detergent (or with detergents that do not generate foam) and rinsing thoroughly. Allow the surface to dry completely before starting the application.

For porous surfaces, it may be necessary to apply more than one coat.

If the surface has already been coated previously, after mechanical cleaning and washing, sand with fine wet sandpaper (#200 - #280), rinse and allow to dry thoroughly before applying **Stone Protector**.

## Application:

**Stone Protector** is easily applied by brush, roller or airless pressure machine (nozzle: 0.018" – 0.025", pressure: 140 – 160 bar = 2,000 – 2,300 psi). It does not need dilution, it is ready to apply. Mix thoroughly before applying and periodically during application.

Stone Protector is normally applied in 1 coat of 50 – 80 µm dry thickness each (approx. 100 – 160 µm wet).

On parts particularly subject to abrasive agents, apply one more coat.

**Stone Protector** does NOT emit odours, it can be applied in closed spaces without the need to evacuate the area.

Made in Mexico by:

Nasacoat de México SA de CV Calle Flor de Hortensia # 12 – El Zapote del Valle - 45672 Tlajomulco de Zúñiga, Jalisco - México

Tel.: +52 33 3696 10 51

email : team@nasacoat.com

www.nasacoat.com

www.biodelim.com





### Heavy Duty Acrylic Coating - 100% Water Based

**Street Marker** is a high quality protective paint for heavy traffic areas. It protects from UV and Infrared rays, severe weather and abrasive factors.

It is made from our green Nano Acryl HT nano-resin, 100% acrylic, without nano-pollutants.

For this reason it repels (does not absorb) UV (destructive) and Infrared (heat) rays. In this way it drastically reduces temperature fluctuations of the protected materials and, consequently, their thermal movements.

It does not emit odors, it can be applied indoors without the need to evacuate the area. In other words, the areas of the painted areas can be used immediately. (Hospitals, Hotels, Offices, etc.)

**Street Marker** can be applied on almost all types of materials, obtaining a very pleasant final appearance. With proper maintenance, it can last more than a year.

It is washable with common household detergents and chlorine and is anti-fungal, anti-algae, dirt-repellent and self-cleaning (Hydrophobic, Water-repellent, Lotus Effect).

Thanks to its hydrophobic nature, **Street Marker** is easily washable, even in the presence of all types of greasy dirt or very penetrating liquids such as, for example, all forms of iodine.

If used for traffic signs, glass microspheres can be added to obtain night-time light reflectance.

For applications of **Street Marker** on floors as an anti-slip coating, quartz or marble powder is added between the first and second layers.

### Physical Characteristics

Yield:	2.0 – 6.0 m <sup>2</sup> x l	Flexibility:	180°
PVC - Pigment Volume Concentration:	20%	Adhesion Strength:	> 8.7 MPa
VOC:	< 5 g / L - 0 VOC	Adhesion Strength x m <sup>2</sup> :	> 887 Ton.
Density:	1.19 g / ml	Temperature Resistance:	- 25° / + 110°
Solids:	49.3%	Touch Drying Time:	20 min.
Viscosity:	4,200 - 5,200 cps	Total Drying Time:	40 min.
pH:	8.0 - 9.5	Curing Time:	36 hours
Shelf Life: 1 year in intact original packaging at 25°C		Durability:	1 year
Max. Storage Temperature:	30°	Available in containers of:	1, 4, 19 y 200 Litres



## Heavy Duty Acrylic Coating - 100% Water Based

### Surface Preparation:

Before application, the surface must be thoroughly cleaned, removing any incrustations, solid particles and all traces of grease and oil, using the most suitable tools for this purpose.

Finally, remove all dust residue by washing with our **NasaClean** detergent (or other detergents that do not generate foam) and rinsing thoroughly. Allow the surface to dry completely before starting the application.

If the surface is metallic and has not previously been coated, apply a coat of **OxyBlock** primer and allow it to cure for 24 hours before applying **Street Marker**.

For porous surfaces that have not previously been coated, apply a coat of **Street Primer** before proceeding with the final application without dilution.

If the surface already has previous coatings, after mechanical cleaning and washing, sand with fine wet sandpaper (#200 - #280), rinse and allow to dry thoroughly before applying **Street Marker**.

### Application:

**Street Marker** is easily applied by brush, roller or airless pressure machine (nozzle: 0.018" – 0.025", pressure: 140 – 160 bar = 2,000 – 2,300 psi). It does not need dilution, it is ready to apply. Mix thoroughly before applying and periodically during application.

**Street Marker** is normally applied in 2 coats of 100 µm thick dry each (approx. 220 µm wet).

On parts particularly subject to abrasive agents, apply one more coat. On porous materials such as wood, plaster, drywall or construction materials, due to their porosity, **Street Marker** may need more application coats.

**Street Marker** can be applied on any type of paint without the need to remove it, provided that said paint is well adhered to the support.

**Street Marker** does NOT emit odours, it can be applied in closed places without the need to evacuate the area.

Made in Mexico by:

Nasacoat de México SA de CV Calle Flor de Hortensia # 12 – El Zapote del Valle - 45672 Tlajomulco de Zúñiga, Jalisco - México

Tel.: +52 33 3696 10 51

email : team@nasacoat.com

www.nasacoat.com

www.biodelim.com



**Reinforced Acrylic Coating for Heavy Traffic - 100% Water Based**

**Street Marker Plus** is a high quality protective paint for heavy traffic areas. It protects against UV and IR rays, severe weather and abrasive factors.

It is manufactured with our green nano-resin Nano Acryl HT, 100% acrylic, without nano-pollutants.

For this reason it repels (does not absorb) UV (destructive) and IR (heat) rays. In this way it drastically reduces temperature fluctuations of the protected materials and, consequently, their thermal movements.

It does not emit odors, it can be applied indoors without the need to evacuate the area. In other words, the areas of the painted areas can be used immediately. (Hospitals, Hotels, Offices, etc.)

**Street Marker Plus** can be applied on almost all types of materials, obtaining a very pleasant final appearance. With proper maintenance, it can last more than a year.

It is washable with common household detergents and chlorine and is anti-fungal, anti-algae, dirt-repellent and self-cleaning (Hydrophobic, Water-repellent, Lotus Effect).

Thanks to its hydrophobic nature, **Street Marker Plus** is easily washable, even in the presence of all types of greasy dirt or very penetrating liquids such as, for example, all forms of iodine.


If used for traffic signs, glass microspheres can be added to obtain night-time light reflectance.

For applications of **Street Marker Plus** on floors as an anti-slip coating, quartz powder or marble is added between the first and second layers.

**Physical Characteristics**

Yield:	2.0 – 6.0 m <sup>2</sup> x l	Flexibility:	180°
PVC - Pigment Volume Concentration:	20%	Adhesion Strength:	> 8.7 MPa
VOC:	< 5 g / L - 0 VOC	Adhesion Strength x m <sup>2</sup> :	> 887 Ton.
Density:	1.19 g / ml	Temperature Resistance:	- 25° / + 110°
Solids:	49.3%	Touch Drying Time:	20 min.
Viscosity:	4,200 - 5,200 cps	Total Drying Time:	40 min.
pH:	8.0 - 9.5	Curing Time:	36 hours
Shelf Life: 1 year in intact original packaging at 25°C		Durability:	3 years
Max. Storage Temperature:	30°	Available in containers of:	1, 4, 19 y 200 Litres





## Reinforced Acrylic Coating for Heavy Traffic - 100% Water Based

### Surface Preparation:

Before application, the surface must be thoroughly cleaned, removing any incrustations, solid particles and all traces of grease and oil, using the most suitable tools for this purpose.

Finally, remove all dust residue by washing with our **NasaClean** detergent (or with detergents that do not generate foam) and rinsing thoroughly. Allow the surface to dry completely before starting the application.

If the surface is metallic and has not previously been coated, apply a coat of **OxyBlock** primer and allow it to cure for 24 hours before applying **Street Marker Plus**.

For porous surfaces that have not previously been coated, apply a coat of **Street Primer** before proceeding with the final application without dilution.

If the surface already has previous coatings, after mechanical cleaning and washing, sand with fine wet sandpaper (#200 - #280), rinse and allow to dry thoroughly before applying **Street Marker Plus**.

### Application:

**Street Marker Plus** is easily applied by brush, roller or airless pressure machine (nozzle: 0.018" – 0.025", pressure: 140 – 160 bar = 2,000 – 2,300 psi). It does not need dilution, it is ready to apply. Mix thoroughly before applying and periodically during application.

**Street Marker Plus** is normally applied in 2 coats of 100 µm thick dry each (approx. 220 µm wet).

On parts particularly subject to abrasive agents, apply one more coat. On porous materials such as wood, plaster, drywall or construction materials, due to their porosity, **Street Marker Plus** may need more application coats.

**Street Marker Plus** can be applied on any type of paint without the need to remove it, provided that said paint is well adhered to the support.

**Street Marker Plus** does NOT emit odours, it can be applied in closed spaces without having to evacuate the area.

Made in Mexico by:

Nasacoat de México SA de CV Calle Flor de Hortensia # 12 – El Zapote del Valle - 45672 Tlajomulco de Zúñiga, Jalisco - México

Tel.: +52 33 3696 10 51

email : team@nasacoat.com

www.nasacoat.com

www.biodelim.com





**Primer for Porous Materials in High Traffic Floors**

**Street Primer** is an acrylic primer for porous materials used in floors and roads.

It is made with our green nano-resin Nano Acryl HT, 100% acrylic, without nano-contaminants.

**Street Primer** can be applied on all types of porous materials, as it has an exceptional adhesion strength and can last more than 1 year.


It is washable with common household detergents and with chlorine and is anti-fungal and anti-algae.

**Street Primer** seals all pores and does not allow the penetration of water or humidity into the protected materials.

**Street Primer** can be pigmented to support the color of the final coating Street Marker or Street Marker Plus.

**Physical Characteristics**

Yield:	4.0 – 8.0 m <sup>2</sup> x l	Flexibility:	180°
VOC:	< 5 g / L - 0 VOC	Adhesion Strength:	> 4.1 MPa
Density:	1.19 g / ml	Adhesion Strength x m <sup>2</sup> :	> 420 Ton.
Solids:	27%	Temperature Resistance:	- 25° / + 110°
Viscosity:	950 – 1,300 cps	Touch Drying Time:	1 hour
pH:	8.0 - 9.5	Total Drying Time:	2 hours
Shelf Life:	1 year in intact original packaging at 25°C	Curing Time:	36 horas
Max. Storage Temperature:	30°	Durability:	1 year
		Available in Containers of:	1, 4, 19 y 200 Litres



## Primer for Porous Materials in High Traffic Floors

### Surface Preparation:

Before application, the surface must be thoroughly cleaned, removing any incrustations, solid particles and any traces of grease and oil, using the most suitable tools for this purpose.

If the surface has cracks, holes, fissures or similar imperfections, seal them with **Elastic Cement** beforehand and let it dry.

Finally, remove all dust residue by washing with our **NasaClean** detergent (or other detergents that do not generate foam) and rinsing thoroughly. Allow the surface to dry completely before beginning the application.

### Application:

**Street Primer** is easily applied by brush, roller or airless pressure machine (nozzle: 0.018" – 0.025", pressure: 140 – 160 bar = 2,000 – 2,300 psi). It does not need dilution, it is ready to apply. Mix thoroughly before applying and periodically during application.

**Street Primer** is normally applied in 1 coat of 80 µm dry thickness each (approx. 160 µm wet).

On particularly porous or absorbent parts, apply one more coat.

**Street Primer** can be applied over any type of paint without the need to remove it, provided that said paint is well adhered to the substrate.

**Street Primer** does NOT emit odours, it can be applied in closed spaces without the need to evacuate the area.

Made in Mexico by:

Nasacoat de México SA de CV Calle Flor de Hortensia # 12 – El Zapote del Valle - 45672 Tlajomulco de Zúñiga, Jalisco - México

Tel.: +52 33 3696 10 51

email : team@nasacoat.com

www.nasacoat.com

www.biodelim.com



## Thermal Insulation Reflecting UV and IR Rays 100% Waterproofing for flat surfaces and puddles

**Sun Glare** is a protective coating for roofs. It protects against UV and infrared rays, is a highly efficient reflective thermal insulator and is 100% waterproof.

It is manufactured with our green nano-resin Nano Acryl GP, 100% acrylic, without nano-pollutants.

For this reason it repels (does not absorb) UV (destructive) and infrared (heat) rays. In this way it considerably reduces temperature fluctuations of the protected materials and, consequently, their thermal movements.

Due to its very high Solar Reflectance Index (110), **Sun Glare** can be applied on top of asphalt or bituminous layers on roofs, to improve their thermal insulation.

**Sun Glare** has exceptional adhesion strength and very high abrasion resistance. This makes it suitable for protecting almost all types of materials. With proper maintenance, it can last more than 13 years.

It is washable with common household detergents and chlorine, it is anti-fungal, anti-algae, repels dirt and is self-cleaning (Hydrophobic, Water Repellent, Lotus Effect).

Thanks to its hydrophobic nature, **Sun Glare** does not allow water or moisture to penetrate into the building materials. However, the Sun Glare layer allows the substrate to breathe.

It is an excellent Vapor Diffusion Retardant (formerly called "Vapor Barrier") that favors an optimal humidity balance in cold or hot climates.

In 2007 a cardboard box was painted with the 100% waterproof **Sun Glare** coating to be used as a fish tank. All acrylic windows were glued with **Elastic Cement**.

It can also be done with any other waterproofing from the Sun Glare family.

### Physical Characteristics

Yield:	1.5 – 2.1 m <sup>2</sup> x l	Solar Reflectance Index:	110
PVC - Pigment Volume Concentration:	18.4%	Elongation Capacity:	> 926%
VOC:	< 5 g / L - 0 VOC	Flexibility:	180°
Density:	1.20 g / ml	Adhesion Strength:	> 5.6 MPa
Solids:	52%	Adhesion Strength x m <sup>2</sup> :	> 570 Ton.
Viscosity:	4,200 – 5,200 cps	Temperature Resistance:	- 25° / + 110°
pH:	8.0 - 9.5	Touch Drying Time:	1 hour
Shelf Life:	1 year in intact original packaging at 25°C	Total Drying Time:	2 hours
Max. Storage Temperature:	30°	Curing Time:	36 hours
		Durability:	13 years

**Sustainable Materials for a Better and Healthier Future**



Thermal Insulation Reflecting UV and IR Rays  
100% Waterproofing for flat surfaces and puddles

## Surface Preparation:

Before application, the surface must be thoroughly cleaned, removing any incrustations, solid particles and all traces of grease and oil, using the most suitable tools for this purpose.

Finally, remove all dust residue by washing with our **NasaClean** detergent (or with detergents that do not generate foam) and rinsing thoroughly. Allow the surface to dry completely before starting the application.

If the surface is metallic and has not previously been coated, apply a coat of **OxyBlock** primer and allow it to cure for 24 hours before applying **Sun Glare**.

For porous surfaces that have not previously been coated, apply a coat of **Prime Sealer** before proceeding with the final application without dilution.

If the surface already has previous coatings, after mechanical cleaning and washing, sand with fine wet sandpaper (#200 - #280), rinse and allow to dry thoroughly before applying **Sun Glare**.

## Application:

**Sun Glare** is easily applied by brush, roller or airless pressure machine (nozzle: 0.018" – 0.025", pressure: 140 – 160 bar = 2,000 – 2,300 psi). It does not need dilution, it is ready to apply. Mix thoroughly before applying and periodically during application.

**Sun Glare** is normally applied in 2 coats of 100 µm thick dry each (approx. 220 µm wet).

On parts particularly subject to abrasive agents, apply one more coat. On porous materials such as wood, plaster, drywall or construction materials, due to their porosity, **Sun Glare** may need more application coats.

**Sun Glare** can be applied over any type of paint without the need to remove it, provided that said paint is well adhered to the support.

**Sun Glare** does NOT emit odours, it can be applied in closed places without the need to evacuate the area.

Made in Mexico by:

Nasacoat de México SA de CV Calle Flor de Hortensia # 12 – El Zapote del Valle - 45672 Tlajomulco de Zúñiga, Jalisco - México

Tel.: +52 33 3696 10 51

email : team@nasacoat.com

www.nasacoat.com

www.biodelim.com





## Thermal Insulation Reflecting UV and IR Rays 100% Waterproofing for Flat Surfaces and Puddles

**Sun Glare 20** is a protective coating for roofs. It protects against UV and infrared rays, is a highly efficient reflective thermal insulator and is 100% waterproof.

It is manufactured with our green nano-resin Nano Acryl GP, 100% acrylic, without nano-pollutants.

For this reason it repels (does not absorb) UV (destructive) and infrared (heat) rays. In this way it considerably reduces temperature fluctuations of the protected materials and, consequently, their thermal movements.

Due to its very high Solar Reflectance Index (111), **Sun Glare 20** can be applied on top of asphalt or bituminous layers on roofs, to improve their thermal insulation.

**Sun Glare 20** has exceptional adhesion strength and very high abrasion resistance. This makes it suitable for protecting almost all types of materials. With proper maintenance, it can last more than 13 years.

It is washable with common household detergents and chlorine, it is anti-fungal, anti-algae, repels dirt and is self-cleaning (Hydrophobic, Water Repellent, Lotus Effect).

Thanks to its hydrophobic nature, **Sun Glare 20** does not allow water or moisture to penetrate into the building materials. However, the Sun Glare layer allows the substrate to breathe.

It is an excellent Vapor Diffusion Retardant (formerly called "Vapor Barrier") that favors an optimal humidity balance in cold or hot climates.

In 2007 a cardboard box was painted with the 100% waterproof **Sun Glare** coating to be used as a fish tank. All acrylic windows were glued with **Elastic Cement**.

It can also be done with any other waterproofing from the Sun Glare family.

### Physical Characteristics

Yield:	1.5 – 2.1	Solar Reflectance Index:	111
PVC - Pigment Volume Concentration:	15.4%	Elongation Capacity:	> 926%
VOC:	< 5 g / L - 0 VOC	Flexibility:	180°
Density:	1.20 g / ml	Adhesion Strength:	> 5.6 MPa
Solids:	52%	Adhesion Strength x m <sup>2</sup> :	> 570 Ton.
Viscosity:	4,200 – 5,200 cps	Temperature Resistance:	- 25° / + 110°
pH:	8.0 - 9.5	Touch Drying Time:	1 hour
Shelf Life:	1 year in intact original packaging at 25°C	Total Drying Time:	2 hours
Max. Storage Temperature:	30°	Curing Time:	36 hours
		Durability:	20 years

**Sustainable Materials for a Better and Healthier Future**



Thermal Insulation Reflecting UV and IR Rays  
100% Waterproofing for Flat Surfaces and Puddles

## Surface Preparation:

Before application, the surface must be thoroughly cleaned, removing any incrustations, solid particles and all traces of grease and oil, using the most suitable tools for this purpose.

Finally, remove all dust residue by washing with our **NasaClean** detergent (or with detergents that do not generate foam) and rinsing thoroughly. Allow the surface to dry completely before starting the application.

If the surface is metallic and has not previously been coated, apply a coat of **OxyBlock** primer and allow it to cure for 24 hours before applying **Sun Glare 20**.

For porous surfaces that have not previously been coated, apply a coat of **Prime Sealer** before proceeding with the final application without dilution.

If the surface already has previous coatings, after mechanical cleaning and washing, sand with fine wet sandpaper (#200 - #280), rinse and allow to dry thoroughly before applying **Sun Glare 20**.

## Application:

**Sun Glare 20** is easily applied by brush, roller or airless pressure machine (nozzle: 0.018" – 0.025", pressure: 140 – 160 bar = 2,000 – 2,300 psi). It does not need dilution, it is ready to apply. Mix thoroughly before applying and periodically during application.

**Sun Glare 20** is normally applied in 2 coats of 100 µm thick dry each (approx. 220 µm wet).

On parts particularly subject to abrasive agents, apply one more coat. On porous materials such as wood, plaster, drywall or construction materials, due to their porosity, **Sun Glare 20** may need more application coats.

**Sun Glare 20** can be applied over any type of paint without the need to remove it, provided that said paint is well adhered to the support.

**Sun Glare 20** does NOT emit odours, it can be applied in closed places without the need to evacuate the area.

Made in Mexico by:

Nasacoat de México SA de CV Calle Flor de Hortensia # 12 – El Zapote del Valle - 45672 Tlajomulco de Zúñiga, Jalisco - México

Tel.: +52 33 3696 10 51

email : team@nasacoat.com

www.nasacoat.com

www.biodelim.com



**Industrial Thermal Insulation Reflecting UV and IR Rays  
 100% Waterproofing based on Water-Based Polyurethane Resin,  
 Reinforced with our Nano Acryl GP, 100% Acrylic, Water-Based**

**Sun Glare 20 APU** is a protective coating for roofs. It protects against UV and infrared rays, is a highly efficient reflective thermal insulator and is 100% waterproof.

It is manufactured with water-based polyurethane resin, reinforced with our green nano-resin Nano Acryl GP, 100% acrylic, without nano-pollutants.

Due to its pure acrylic content, it repels (does not absorb) UV (destructive) and infrared (heat) rays. In this way, it considerably reduces temperature fluctuations of the protected materials and, consequently, their thermal movements.

Due to its very high Solar Reflectance Index (111), **Sun Glare APU** can be applied on top of asphalt or bituminous layers on roofs, to improve their thermal insulation.

**Sun Glare 20 APU** can be applied on almost all types of construction materials, wood, glass, fiberglass, metals, galvanized sheet, etc. Thanks to its polyurethane content, it has exceptional adhesion strength as well as higher abrasion resistance. With proper maintenance, it can last for more than 20 years.

It is washable with common detergents and chlorine, it is anti-fungal, anti-algae, repels dirt and is self-cleaning (Hydrophobic, Water Repellent, Lotus Effect).


Thanks to its hydrophobic nature, **Sun Glare 20 APU** does not allow water or moisture to penetrate into the building materials. However, the **Sun Glare 20 APU** layer allows the substrate to breathe.

It is an excellent Vapour Diffusion Retardant that promotes an optimal humidity balance in cold or hot climates.

### Physical Characteristics

Yield:	1.5 – 2.1	Solar Reflectance Index:	111
PVC - Pigment Volume Concentration:	14.4%	Elongation Capacity:	> 926%
VOC:	< 5 g / L - 0 VOC	Flexibility:	180°
Density:	1.20 g / ml	Adhesion Strength:	> 5.6 MPa
Solids:	52%	Adhesion Strength x m <sup>2</sup> :	> 570 Ton.
Viscosity:	4,200 – 5,200 cps	Temperature Resistance:	- 25° / + 110°
pH:	8.0 - 9.5	Touch Drying Time:	1 hour
Shelf Life:	1 year in intact original packaging at 25°C	Total Drying Time:	2 hours
Max. Storage Temperature:	30°	Curing Time:	36 hours
		Durability:	23 years





Industrial Thermal Insulation Reflecting UV and IR Rays  
100% Waterproofing based on Water-Based Polyurethane Resin,  
Reinforced with our Nano Acryl GP, 100% Acrylic, Water-Based

## Surface Preparation:

Before application, the surface must be thoroughly cleaned, removing any incrustations, solid particles and all traces of grease and oil, using the most suitable tools for this purpose.

Finally, remove all dust residue by washing with our **NasaClean** detergent (or with detergents that do not generate foam) and rinsing thoroughly. Allow the surface to dry completely before starting the application.

If the surface is metallic and has not previously been coated, apply a coat of **OxyBlock** primer and allow it to cure for 24 hours before applying **Sun Glare 20 APU**.

For porous surfaces that have not previously been coated, apply a coat of **Prime Sealer** before proceeding with the final application without dilution.

If the surface already has previous coatings, after mechanical cleaning and washing, sand with fine wet sandpaper (#200 - #280), rinse and allow to dry thoroughly before applying **Sun Glare 20 APU**.

## Application:

**Sun Glare 20 APU** is easily applied by brush, roller or airless pressure machine (nozzle: 0.018" – 0.025", pressure: 140 – 160 bar = 2,000 – 2,300 psi). It does not need dilution, it is ready to apply. Mix thoroughly before applying and periodically during application.

**Sun Glare 20 APU** is normally applied in 2 coats of 100 µm thick dry each (approx. 220 µm wet).

On parts particularly subject to abrasive agents, apply one more coat. On porous materials such as wood, plaster, drywall or construction materials, due to their porosity, **Sun Glare 20 APU** may need more application coats.

**Sun Glare 20 APU** can be applied over any type of paint without the need to remove it, provided that said paint is well adhered to the support.

**Sun Glare 20 APU** does NOT emit odours, it can be applied in closed places without the need to evacuate the area.

Made in Mexico by:

Nasacoat de México SA de CV Calle Flor de Hortensia # 12 – El Zapote del Valle - 45672 Tlajomulco de Zúñiga, Jalisco - México

Tel.: +52 33 3696 10 51

email : team@nasacoat.com

www.nasacoat.com

www.biodelim.com





**UV and IR Reflective Thermal Insulation  
 100% Waterproof Liquid Membrane for Flat Surfaces and Puddles**

**Sun Glare 30** is a liquid protective coating for roofs that, when dry, forms a membrane almost 1 mm thick. It protects against UV and infrared rays, is an excellent reflective thermal insulator, 100% waterproof.

It is manufactured with our green nano-resin Nano Acryl GP, 100% acrylic, without nano-pollutants.

For this reason it repels (does not absorb) UV (destructive) and infrared (heat) rays. In this way it considerably reduces the temperature fluctuations of the protected materials and, consequently, their thermal movements.

**Sun Glare 30** can be applied on almost all types of materials, having an exceptional adhesion force, as well as a high resistance to abrasion. With proper maintenance, it can last more than 30 years.

It is washable with common household detergents and with chlorine, it is Anti-fungal, Anti-algae, repels dirt and is self-cleaning (Hydrophobic, Water Repellent, Lotus Effect).

Due to its hydrophobic nature, **Sun Glare 30** does not allow water or moisture to penetrate into building materials. However, the **Sun Glare 30** coating allows the substrate to breathe.

It is an excellent Vapor Diffusion Retardant (formerly called "Vapor Barrier") that promotes an optimal humidity balance in cold or hot climates.

In 2007, a cardboard box was painted with **Sun Glare** 100% waterproofing coating to be used as a fish tank. All acrylic windows were glued with **Elastic Cement**.

It can also be done with any other waterproofing from the **Sun Glare** family.

### Physical Characteristics

Yield:	0.5 – 0.7	Solar Reflectance Index:	112
PVC - Pigment Volume Concentration:	18.6%	Elongation Capacity:	> 600%
VOC:	< 5 g / L - 0 VOC	Flexibility:	180°
Density:	1.20 g / ml	Adhesion Strength:	> 5.6 MPa
Solids:	52%	Adhesion Strength x m <sup>2</sup> :	> 570 Ton.
Viscosity:	4,200 – 5,200 cps	Temperature Resistance:	- 25° / + 110°
pH:	8.0 - 9.5	Touch Drying Time:	1 hour
Shelf Life:	1 year in intact original packaging at 25°C	Total Drying Time:	2 hours
Max. Storage Temperature:	30°	Curing Time:	36 hours
		Durability:	30 years

**Sustainable Materials for a Better and Healthier Future**



UV and IR Reflective Thermal Insulation  
100% Waterproof Liquid Membrane for Flat Surfaces and Puddles

## Surface Preparation:

Before application, the surface must be thoroughly cleaned, removing any incrustations, solid particles and all traces of grease and oil, using the most suitable tools for this purpose.

Finally, remove all dust residue by washing with our **NasaClean** detergent (or other detergents that do not generate foam) and rinsing thoroughly. Allow the surface to dry perfectly before starting the application.

If the surface is metallic and has not previously been coated, apply a coat of **OxyBlock** primer and allow it to cure for 24 hours before applying Sun Glare 30.

For porous surfaces that have not previously been coated, apply a coat of Prime Sealer before proceeding with the final application without dilution.

If the surface already has previous coatings, after mechanical cleaning and washing, sand with fine wet sandpaper (#200 - #280), rinse and allow to dry thoroughly before applying **Sun Glare 30**.

## Application:

**Sun Glare 30** is easily applied with a brush, roller or ixtle brush. It does not need dilution, it is ready to apply. Mix thoroughly before applying and periodically during application.

**Sun Glare 30** is normally applied in 3 coats of 220 µm thick dry each (approx. 320 µm wet).

On parts particularly subject to abrasive agents, apply one more coat. On porous materials such as wood, plaster, drywall or construction materials, due to their porosity, **Sun Glare 30** may need more application coats.

**Sun Glare 30** can be applied over any type of paint without the need to remove it, provided that said paint is well adhered to the support.

**Sun Glare 30** does NOT emit odours, it can be applied in closed places without the need to evacuate the area.

Made in Mexico by:

Nasacoat de México SA de CV Calle Flor de Hortensia # 12 – El Zapote del Valle - 45672 Tlajomulco de Zúñiga, Jalisco - México

Tel.: +52 33 3696 10 51

email : team@nasacoat.com

www.nasacoat.com

www.biodelim.com



**Industrial Thermal Insulation Reflecting UV and IR Rays  
 100% Waterproofing based on Water-Based Polyurethane Resin,  
 Reinforced with our Nano Acryl GP, 100% Acrylic, Water-Based**

**Sun Glare APU** is a protective coating for roofs. It protects against UV and infrared rays, is a highly efficient reflective thermal insulator and is 100% waterproof.

It is manufactured with water-based polyurethane resin, reinforced with our green nano-resin Nano Acryl GP, 100% acrylic, without nano-pollutants.

Due to its pure acrylic content, it repels (does not absorb) UV (destructive) and infrared (heat) rays. In this way, it considerably reduces temperature fluctuations of the protected materials and, consequently, their thermal movements.

Due to its very high Solar Reflectance Index (110), **Sun Glare APU** can be applied on top of asphalt or bituminous layers on roofs, to improve their thermal insulation.

**Sun Glare APU** can be applied on almost all types of construction materials, wood, glass, fiberglass, metals, galvanized sheet, etc. Thanks to its polyurethane content, it has exceptional adhesion strength as well as higher abrasion resistance. With proper maintenance, it can last for more than 20 years.

It is washable with common detergents and chlorine, it is anti-fungal, anti-algae, repels dirt and is self-cleaning (Hydrophobic, Water Repellent, Lotus Effect).


Thanks to its hydrophobic nature, **Sun Glare APU** does not allow water or moisture to penetrate into the building materials. However, the **Sun Glare APU** layer allows the substrate to breathe.

It is an excellent Vapour Diffusion Retardant that promotes an optimal humidity balance in cold or hot climates.

### Physical Characteristics

Yield:	1.5 – 2.1 m <sup>2</sup> x l	Solar Reflectance Index:	110
PVC - Pigment Volume Concentration:	18.4%	Elongation Capacity:	> 926%
VOC:	< 5 g / L - 0 VOC	Flexibility:	180°
Density:	1.20 g / ml	Adhesion Strength:	> 5.6 MPa
Solids:	52%	Adhesion Strength x m <sup>2</sup> :	> 570 Ton.
Viscosity:	4,200 – 5,200 cps	Temperature Resistance:	- 25° / + 110°
pH:	8.0 - 9.5	Touch Drying Time:	1 hour
Shelf Life:	1 year in intact original packaging at 25°C	Total Drying Time:	2 hours
Max. Storage Temperature:	30°	Curing Time:	36 hours
		Durability:	16 years

**Sustainable Materials for a Better and Healthier Future**



Industrial Thermal Insulation Reflecting UV and IR Rays  
100% Waterproofing based on Water-Based Polyurethane Resin,  
Reinforced with our Nano Acryl GP, 100% Acrylic, Water-Based

## Surface Preparation:

Before application, the surface must be thoroughly cleaned, removing any incrustations, solid particles and all traces of grease and oil, using the most suitable tools for this purpose.

Finally, remove all dust residue by washing with our **NasaClean** detergent (or with detergents that do not generate foam) and rinsing thoroughly. Allow the surface to dry completely before starting the application.

If the surface is metallic and has not previously been coated, apply a coat of **OxyBlock** primer and allow it to cure for 24 hours before applying **Sun Glare APU**.

For porous surfaces that have not previously been coated, apply a coat of **Prime Sealer** before proceeding with the final application without dilution.

If the surface already has previous coatings, after mechanical cleaning and washing, sand with fine wet sandpaper (#200 - #280), rinse and allow to dry thoroughly before applying **Sun Glare APU**.

## Application:

**Sun Glare APU** is easily applied by brush, roller or airless pressure machine (nozzle: 0.018" – 0.025", pressure: 140 – 160 bar = 2,000 – 2,300 psi). It does not need dilution, it is ready to apply. Mix thoroughly before applying and periodically during application.

**Sun Glare APU** is normally applied in 2 coats of 100 µm thick dry each (approx. 220 µm wet).

On parts particularly subject to abrasive agents, apply one more coat. On porous materials such as wood, plaster, drywall or construction materials, due to their porosity, **Sun Glare APU** may need more application coats.

**Sun Glare APU** can be applied over any type of paint without the need to remove it, provided that said paint is well adhered to the support.

**Sun Glare APU** does NOT emit odours, it can be applied in closed places without the need to evacuate the area.

Made in Mexico by:

Nasacoat de México SA de CV Calle Flor de Hortensia # 12 – El Zapote del Valle - 45672 Tlajomulco de Zúñiga, Jalisco - México

Tel.: +52 33 3696 10 51

email : team@nasacoat.com

www.nasacoat.com

www.biodelim.com





## Thermal Insulation Reflecting UV and IR Rays 100% Waterproofing for flat surfaces and puddles

**Sun Glare SX** is a protective coating for roofs. It protects against UV and infrared rays, is a highly efficient reflective thermal insulator and is 100% waterproof.

It is manufactured with our green nano-resin Nano Acryl GP, 100% acrylic, without nano-pollutants.

For this reason it repels (does not absorb) UV (destructive) and infrared (heat) rays. In this way it considerably reduces temperature fluctuations of the protected materials and, consequently, their thermal movements.

Due to its very high Solar Reflectance Index (102), **Sun Glare SX** can be applied on top of asphalt or bituminous layers on roofs, to improve their thermal insulation.

**Sun Glare SX** can be applied on almost all types of materials, as it has exceptional adhesion strength, as well as high resistance to abrasion. With proper maintenance, it can last more than 7 years.

It is washable with common household detergents and chlorine, it is anti-fungal, anti-algae, repels dirt and is self-cleaning (Hydrophobic, Water Repellent, Lotus Effect).

Thanks to its hydrophobic nature, **Sun Glare SX** does not allow water or moisture to penetrate into the construction materials, however, its applied layer allows the substrate to breathe.

It is an excellent Vapor Diffusion Retardant (formerly called "Vapor Barrier") that favors an optimal humidity balance in cold or hot climates.

In 2007 a cardboard box was painted with the 100% waterproof **Sun Glare** coating to be used as a fish tank. All acrylic windows were glued with **Elastic Cement**.

It can also be done with any other waterproofing from the **Sun Glare** family.

### Physical Characteristics

Yield:	1.0 – 1.6 m <sup>2</sup> x l	Solar Reflectance Index:	102
PVC - Pigment Volume Concentration:	35.8%	Elongation Capacity:	> 200%
VOC:	< 5 g / L - 0 VOC	Flexibility:	180°
Density:	1.15 g / ml	Adhesion Strength:	> 3.7 MPa
Solids:	30%	Adhesion Strength x m <sup>2</sup> :	> 380 Ton.
Viscosity:	4,200 – 5,200 cps	Temperature Resistance:	- 25° / + 110°
pH:	8.0 - 9.5	Touch Drying Time:	1 hour
Shelf Life:	1 year in intact original packaging at 25°C)	Total Drying Time:	2 hours
Max. Storage Temperature:	35°	Curing Time:	36 hours
		Durability:	7 years

**Sustainable Materials for a Better and Healthier Future**



Aislante Térmico Reflectante de Rayos UV e IR  
100% Impermeabilizante para Superficies Planas y Encharcamientos

## Surface Preparation:

Before application, the surface must be thoroughly cleaned, removing any incrustations, solid particles and all traces of grease and oil, using the most suitable tools for this purpose.

Finally, remove all dust residue by washing with our **NasaClean** detergent (or other detergents that do not generate foam) and rinsing thoroughly. Allow the surface to dry completely before starting the application.

If the surface is metallic and has not previously been coated, apply a coat of **OxyBlock** primer and allow it to cure for 24 hours before applying **Sun Glare SX**.

For porous surfaces that have not previously been coated, apply a coat of **Prime Sealer** before proceeding with the final application without dilution.

If the surface already has previous coatings, after mechanical cleaning and washing, sand with fine wet sandpaper (#200 - #280), rinse and allow to dry thoroughly before applying **Sun Glare SX**.

## Application:

**Sun Glare SX** is easily applied by brush, roller or airless pressure machine (nozzle: 0.018" – 0.025", pressure: 140 – 160 bar = 2,000 – 2,300 psi). It does not need dilution, it is ready to apply. Mix thoroughly before applying and periodically during application.

**Sun Glare SX** is normally applied in 2 coats of 120 µm dry thickness each (approx. 250 µm wet).

On parts particularly subject to abrasive agents, apply one more coat. On porous materials such as wood, plaster, drywall or construction materials, due to their porosity, **Sun Glare SX** may need more application coats.

**Sun Glare SX** can be applied over any type of paint without the need to remove it, provided that said paint is well adhered to the support.

**Sun Glare SX** does NOT emit odours, it can be applied in closed spaces without having to evacuate the area.

Made in Mexico by:

Nasacoat de México SA de CV Calle Flor de Hortensia # 12 – El Zapote del Valle - 45672 Tlajomulco de Zúñiga, Jalisco - México

Tel.: +52 33 3696 10 51

email : team@nasacoat.com

www.nasacoat.com

www.biodelim.com



## Almost Invisible Protector for Floors, Walls and Wooden Objects in General

**Wood Protector** is an almost invisible protective coating for all types of wooden objects and surfaces, indoors and outdoors.

It protects against UV rays, rain, environmental pollution, animal waste, including bird droppings, sea salinity, etc.

It is made with our green Nano Acryl EP nano-resins, 100% acrylic, without nano-pollutants

It does not emit odors, it can be applied indoors without the need to evacuate the area.

**Wood Protector** can be applied on all types of wood, maintaining the original appearance of the substrate.

It is washable with common household detergents and with chlorine, it is Anti-fungal, Anti-algae, repels dirt and is self-cleaning (Hydrophobic, Water Repellent, Lotus Effect).

Thanks to its hydrophobic nature and its nano-structure, **Wood Protector** does not allow the penetration of water or humidity into the protected materials. In any case, the protected surface can breathe.


**Wood Protector** comes in 2 different versions:

1. Matte (almost invisible)
2. Glossy

### Características Físicas:

Yield:	3.0 – 8.0	Flexibility	180°
VOC:	< 5 g / L - 0 VOC	Adhesion Strength:	> 7.9 MPa
Density:	1.10 g / ml	Adhesion Strength x m <sup>2</sup> :	> 800 Ton.
Solids:	21%	Temperature Resistance:	- 25° / + 110°
Viscosity:	120 – 220 cps	Touch Drying Time:	1 hour
pH:	8.0 - 9.5	Total Drying Time:	2 hours
Shelf Life: 1 year in intact original packaging at 25°C		Curing Time:	36 hours
Max. Storage Temperature:	30°	Durability:	5 years
		Available in Containers of: 1, 4, 19 y 200 Litres	





Almost Invisible Protector for Floors, Walls and Wooden Objects in General

## Surface Preparation:

Before application, the wood must be thoroughly cleaned by brushing and sanding it and, if it is not new wood, removing incrustations and loose solid particles using the most suitable tools for this purpose.

If grease and/or oil are present, wash with our **NasaClean** detergent (or other detergents that do not generate foam) and rinse thoroughly. Then, let the surface dry perfectly.

If there is a possibility that the wood has woodworms or termites, fumigate it thoroughly before proceeding.

Finally, remove all dust residues using a damp cloth.

For porous woods that have not previously been coated, apply a coat of **Wood Protector** diluted with water at 50% before proceeding with the application of another coat without dilution.

If the surface already has previous coatings, after mechanical cleaning and washing, sand with fine wet sandpaper (#200 - #280), rinse and let dry well before applying **Wood Protector**.

## Application:

**Wood Protector** is easily applied by brush, roller, air gun or airless pressure machine (nozzle: 0.018" – 0.025", pressure: 140 – 160 bar = 2,000 – 2,300 psi). It does not need thinning, it is ready to apply. Mix thoroughly before applying and periodically during application.

**Wood Protector** is normally applied in 1 coat of 50 - 80 µm dry thickness each (approx. 110 - 160 µm wet).

Once the applied layer has dried, sand with fine wet sandpaper #280 - #320 until a perfectly smooth surface is obtained.

**Wood Protector** does NOT emit odours, it can be applied in closed spaces without having to evacuate the area.

Made in Mexico by:

Nasacoat de México SA de CV Calle Flor de Hortensia # 12 – El Zapote del Valle - 45672 Tlajomulco de Zúñiga, Jalisco - México

Tel.: +52 33 3696 10 51

email : team@nasacoat.com

www.nasacoat.com

www.biodelim.com





## Varnish for Wooden Surfaces in Marine Environment

**Wood Protector Navy** is a high-quality protective varnish for non-submerged wooden surfaces on ships, boats, vessels, platforms, docks, etc.

It is made with green nano-resin Nano Acryl EP, 100% acrylic, without contaminants, free of TBT.

Our U-Sil technology guarantees high resistance to abrasion and salinity in the marine environment and moisture repellency.

It is a 100% water-based product and does NOT contain lead, tin, other heavy metals, or toxic components.


**Wood Protector Navy** does NOT emit toxic fumes.

### Suggested Use:

Protection of the non-submerged part of platforms, docks and boats.  
 Ideal for wooden surfaces in marine environment.

### Physical Characteristics

Max. Theoretical Yield:	8 m <sup>2</sup> x l
Real Yield:	3 – 6 m <sup>2</sup> x l, on wood
Density:	1.15 g/ml
Solids:	26%
Viscosity:	1.200 – 2,200 cps
VOC:	< 5g / l = 0 VOC
Adhesion Strength:	7.9 Mpa
Touch Drying Time:	3 hours at 25°C
Shelf Time:	3 years in intact original packaging at 25°C
Max. Storage Temperature:	30°C
Standard Colour:	Transparent
Curing Time:	72 hours
Durability:	5 years



## Varnish for Wooden Surfaces in Marine Environment

### Surface Preparation:

Before application, the surface must be thoroughly cleaned, removing any incrustations, solid particles and any traces of grease and oil, using the most suitable tools for this purpose.

Finally, remove all dust residue by washing with our **NasaClean** detergent and rinse thoroughly. Allow the surface to dry completely before starting the application.

If the surface is rough, sand it with fine wet sandpaper (#200 - #280) and remove any traces of dust before applying **Wood Protector Navy**.

If the wood is very porous, first apply a coat of **Wood Protector Navy** diluted in water at 50% before proceeding with the final application of a coat without dilution.

If the surface already has previous coatings, after mechanical cleaning and washing, sand with fine wet sandpaper (#200 - #280), rinse and allow to dry well and then apply a coat of **Wood Protector Navy**.

### Application:

**Wood Protector Navy** is easily applied by brush, roller, air gun or airless pressure machine (nozzle: 0.018" – 0.025", pressure: 140 – 160 bar = 2,000 – 2,300 psi). It does not need thinning, it is ready to apply. Mix thoroughly before applying and periodically during application.

**Wood Protector Navy** is normally applied in 1 coat of 120 to 150 µm dry thickness (approximately 280 to 310 µm wet).

**Wood Protector Navy** can be applied over any type of paint without the need to remove it by sandblasting, provided that the paint is well adhered to the surface.

**Wood Protector Navy** does NOT emit odors, it can be applied in closed spaces without the need to evacuate the area.

Made in Mexico by:

Nasacoat de México SA de CV Calle Flor de Hortensia # 12 – El Zapote del Valle - 45672 Tlajomulco de Zúñiga, Jalisco - México

Tel.: +52 33 3696 10 51

email : team@nasacoat.com

www.nasacoat.com

www.biodelim.com